



# **Remote Patient Monitoring:**

For Chronic Disease Management

**Amber Brady, RN, BSN**



# Disclosures

I do not have any affiliation with the resources used in this presentation. I do not have a financial relationship with or interest in a commercial entity.

# Agenda

- Demographics
- Collaborative Community Partnerships
- Diabetes Self-Management Education Program
- Remote Patient Monitoring

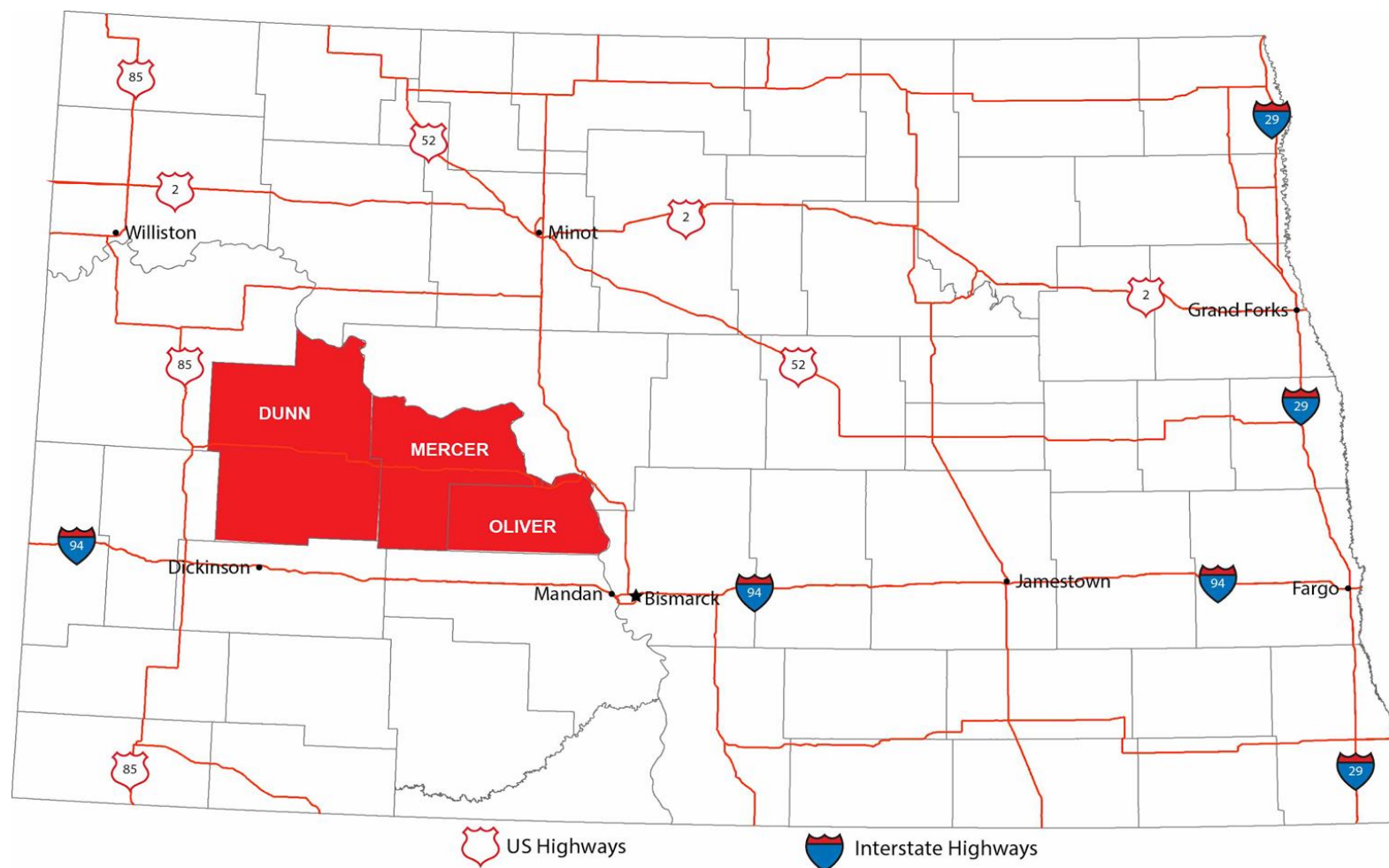
# Learning Objectives

- Understand how patient engagement can impact their chronic disease management.
- Discuss how continuous glucose monitoring (CGM) has improved our patient A1C scores and management of diabetes.
- Discuss the future of remote patient monitoring with continuous glucose monitoring (CGM).

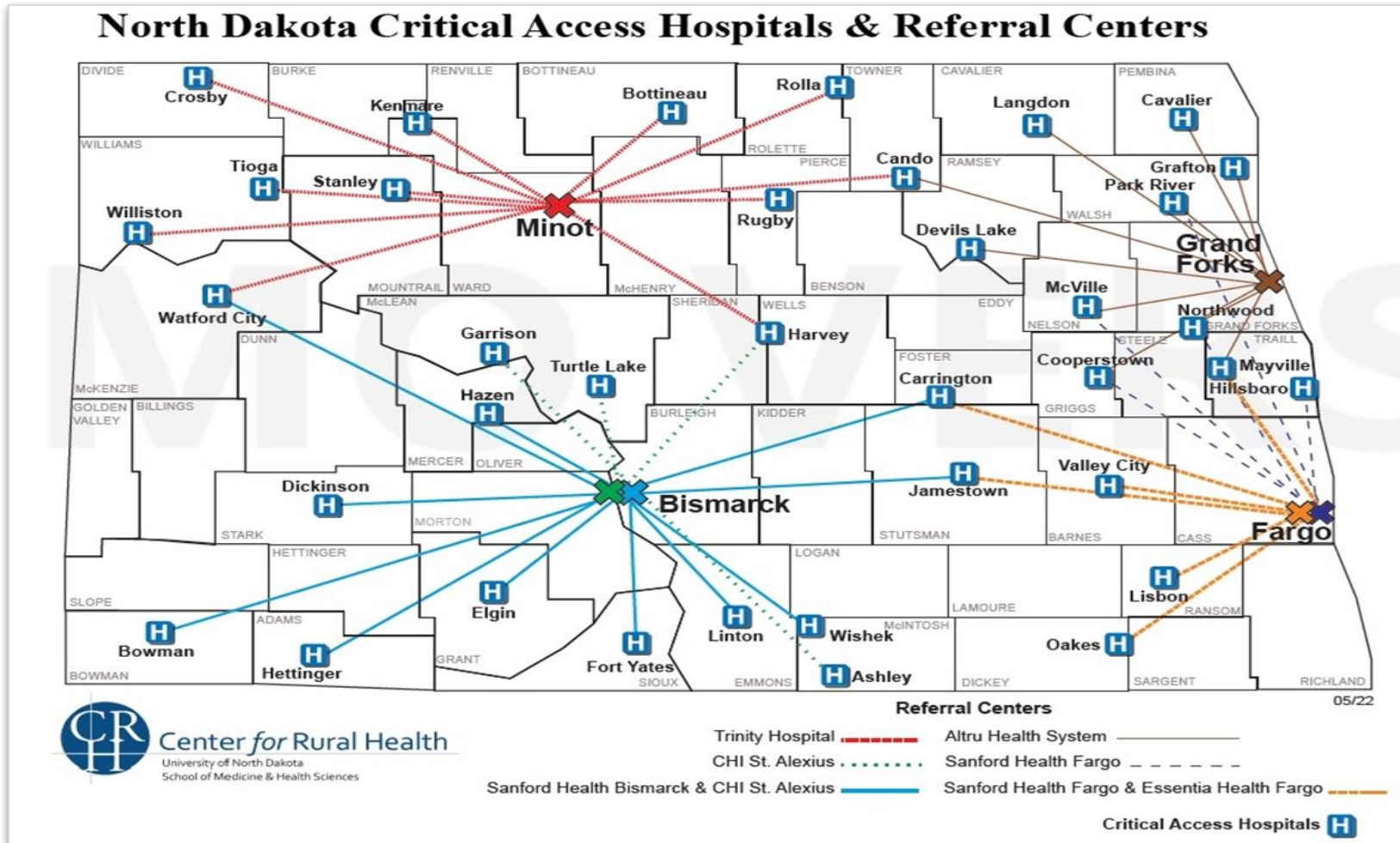
# Community Health Center (CHC) Locations



# Coal Country Community Health Center Service Area



# Critical Access Hospitals & Referral Centers



# Collaborative Community Partnerships




**Coal Country Community Health Center-FQHC**



9,026 unique patients in 2022

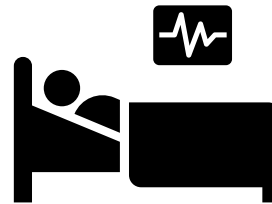


4,500 square miles of rural/frontier service area



**Sakakawea Medical Center**

Critical Access Hospital



**Knife River Care Center**

Long-Term Care



**Western Plains Public**

Health Unit



# Diabetes Self-Management Education (DSME)

## On staff

- 17 providers throughout 4 clinics
- Licensed Registered Dietitian Nutritionist
- Patient Education Specialist, RN

# Certification for DSME Program

American Diabetes  
Association (ADA)

Association of  
Diabetes Care and  
Education Specialist  
(ADCES)

# America Diabetes Association

ADA support services include online toolkits, discounted ADA publications, free patient education materials, free continuing education opportunities, scientific sessions and conferences, DSMES serve referrals from ADA call center.

# Diabetes Self-Management Education (DSME)

- Initial referral for DSME
- Patient education
- Patient driven goals
- Follow up

# Patient Engagement

- Provide continuous education
- Open line of communication
- Frequent follow up



[This Photo](#) by Unknown Author is licensed under [CC BY](#)

# Continuous Glucose Monitoring



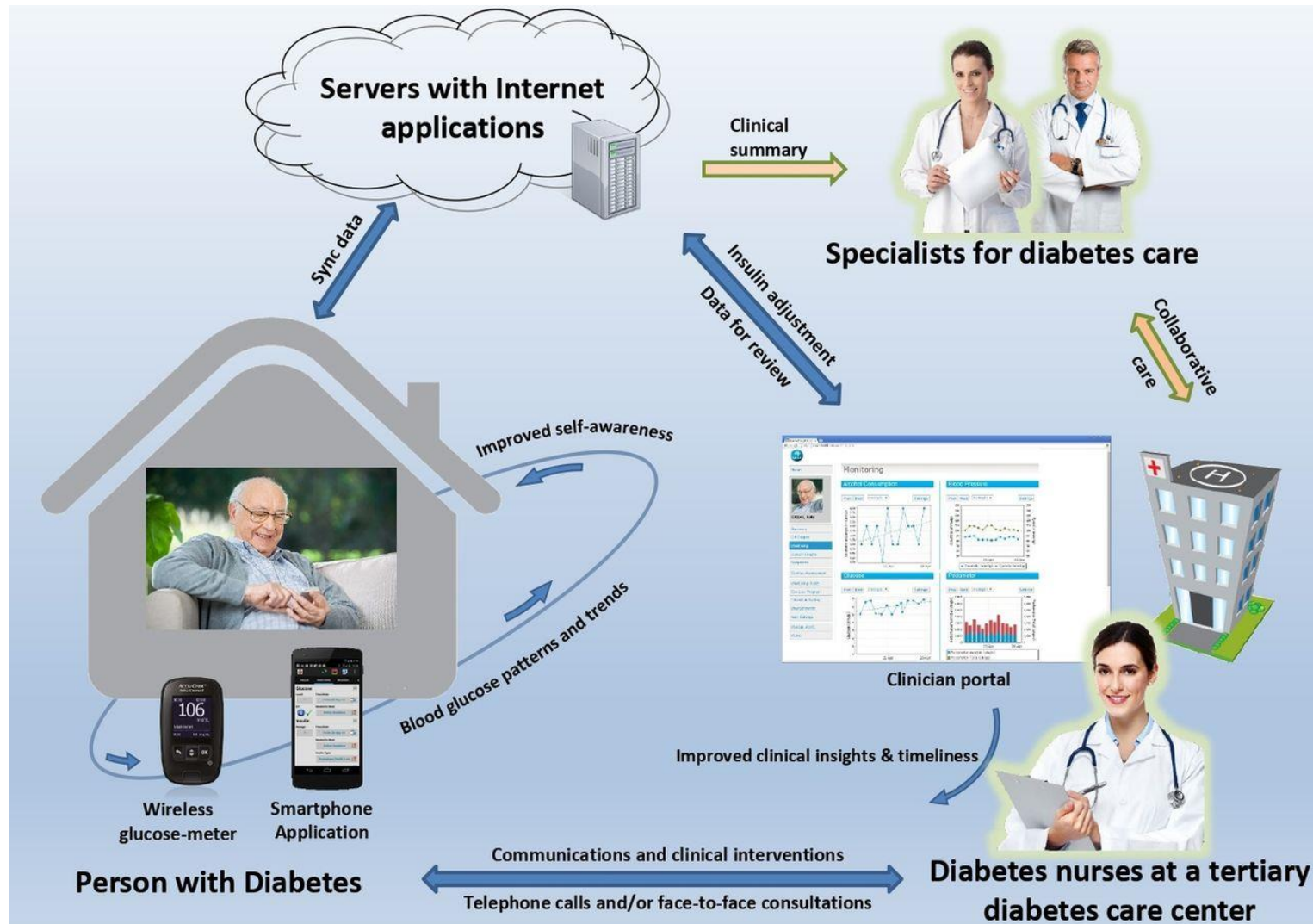
# Continuous Glucose Monitoring

How do you know if your DSME program is effective?

- Quality analysis
- A1C review
- Medication management

[Using Continuous Glucose Monitoring in Clinical Practice - PMC \(nih.gov\)](#)

# Remote Patient Monitoring





# Questions?



[This Photo](#) by Unknown Author is licensed under [CC BY](#)

# Thank you!

Amber Brady

RN, BSN, Assistant Director of Nursing

Coal Country Community Health Center

[abrady@coalcountryhealth.com](mailto:abrady@coalcountryhealth.com)

