



**Community
Health
Association of
Mountain/
Plains
States**

Region VIII Health Center* Fact Sheet

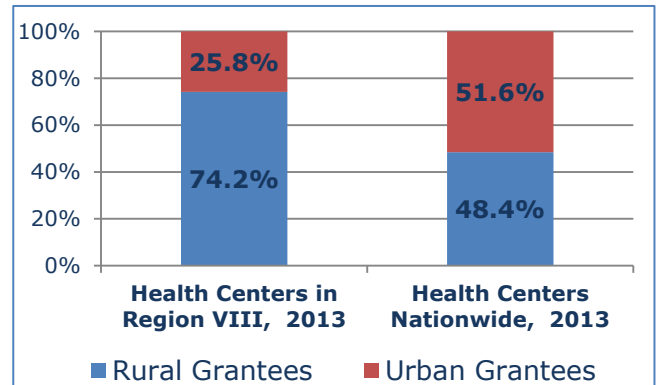
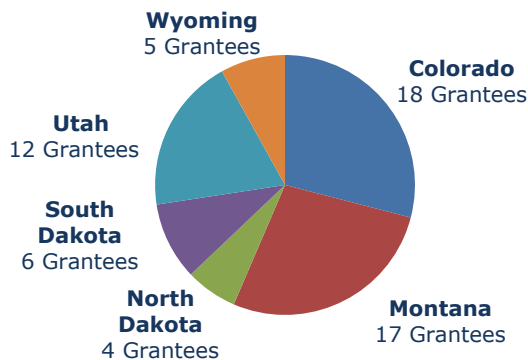
Region VIII = Colorado, Montana, North Dakota, South Dakota, Utah, and Wyoming

The health centers within the Bureau of Primary Health Care (BPHC) **Health Center Program** provide high-quality, affordable, and accessible primary health care, most often to indigent, medically underserved, and underinsured populations in a wide range of communities, from inner cities to rural expanses. As of 2013 there are more than **1,200** health center organizations operating over **8,500** sites in the United States, serving over **21 million** people. These include community health centers, school-based health centers, migrant health centers, health care for the homeless centers, and public housing primary care centers. Each of these health centers must:

- Be located in area of high need*
- Be open to all regardless of ability to pay*
- Provide services that fit the needs and priorities of the community*
- Offer primary care and other services to ensure access (translation, transportation, etc.)*
- Provide high quality care, reducing disparities and improving patient outcomes*

REGION VIII HEALTH CENTERS IN 2013 – 62 TOTAL GRANTEES

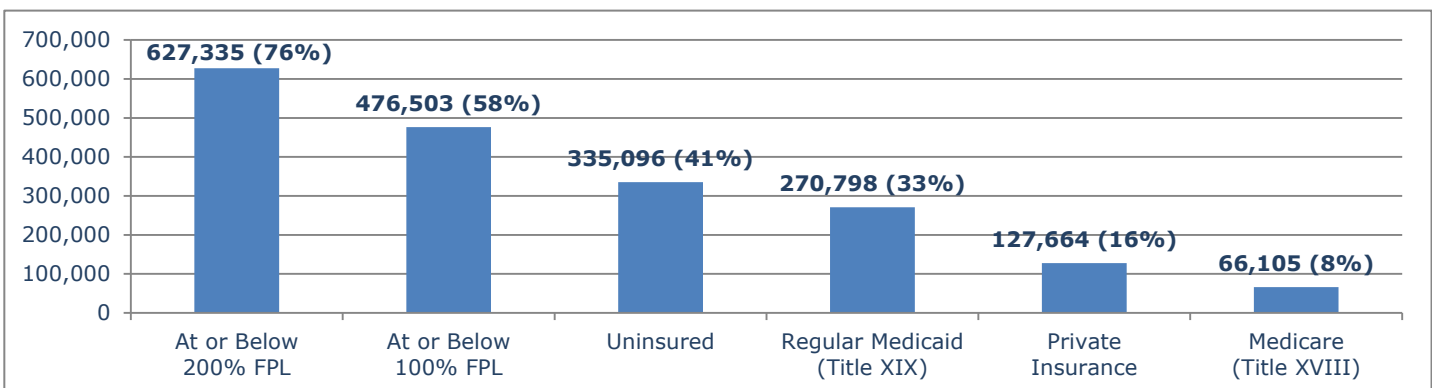
LOCATION OF REGION VIII HEALTH CENTERS



REGION VIII HEALTH CENTER PATIENTS

Total Number of Patients	825,405	
Total Agricultural Worker/Dependent Patients	21,106	3%
Total Homeless Patients	48,988	6%
Total School Based Health Center Patients	30,441	4%
Total Veteran Patients	13,135	2%

REGION VIII PATIENTS BY FEDERAL POVERTY LEVEL (FPL) AND INSURANCE



*BPHC Health Center Program Grantees

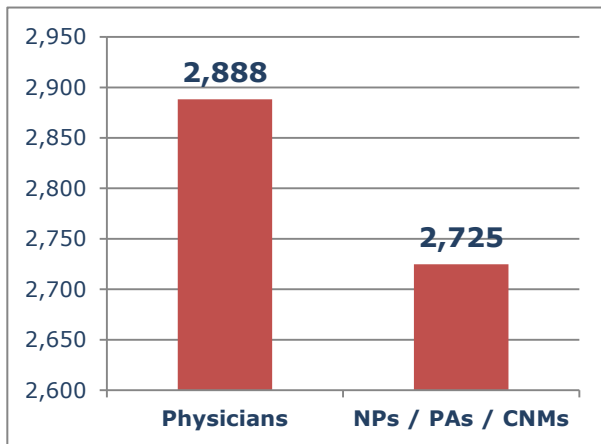
Health center data from BPHC's Uniform Data System (UDS) State and National Rollups, <http://bphc.hrsa.gov/healthcenterdatastatistics/index.html>
For more Region VIII UDS information, visit www.CHAMPSONline.org/ToolsProducts/PublicationsMedia/Publications.html#UDSsummary

Region VIII Health Centers* in 2013, continued

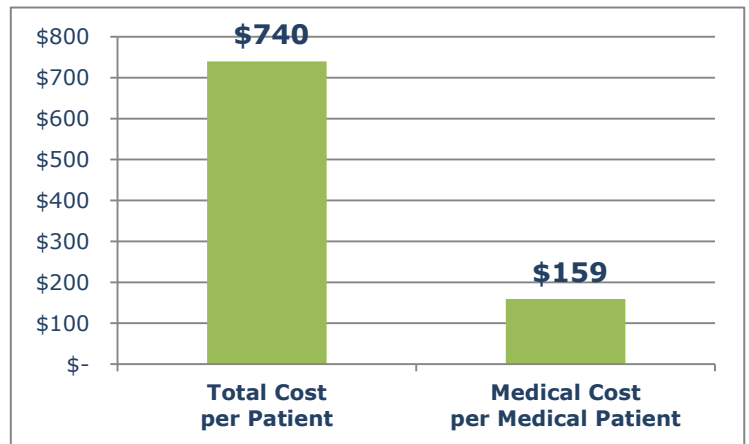
REGION VIII HEALTH CENTER STAFFING AND VISITS

Total Full Time Equivalents (FTEs)	6,139.21	Total Visits	3,137,359
Physicians FTE	354.58	Medical Services Visits	2,312,147
NPs / PAs / CNMs FTE	666.61	Dental Services Visits	399,692
Dentists FTE	140.78	Mental Health Services Visits	156,990
Dental Hygienists FTE	75.91	Substance Abuse Services Visits	9,392
Pharmacy FTE	241.79	Other Professional Services Visits	24,786
Mental Health Services FTE	205.68	Enabling Services Visits	230,167
Enabling Services FTE	738.34		
Facility / Non-Clinical Support FTE	2,017.20		

REGION VIII MEDICAL PROVIDER PRODUCTIVITY (VISITS/FTE)

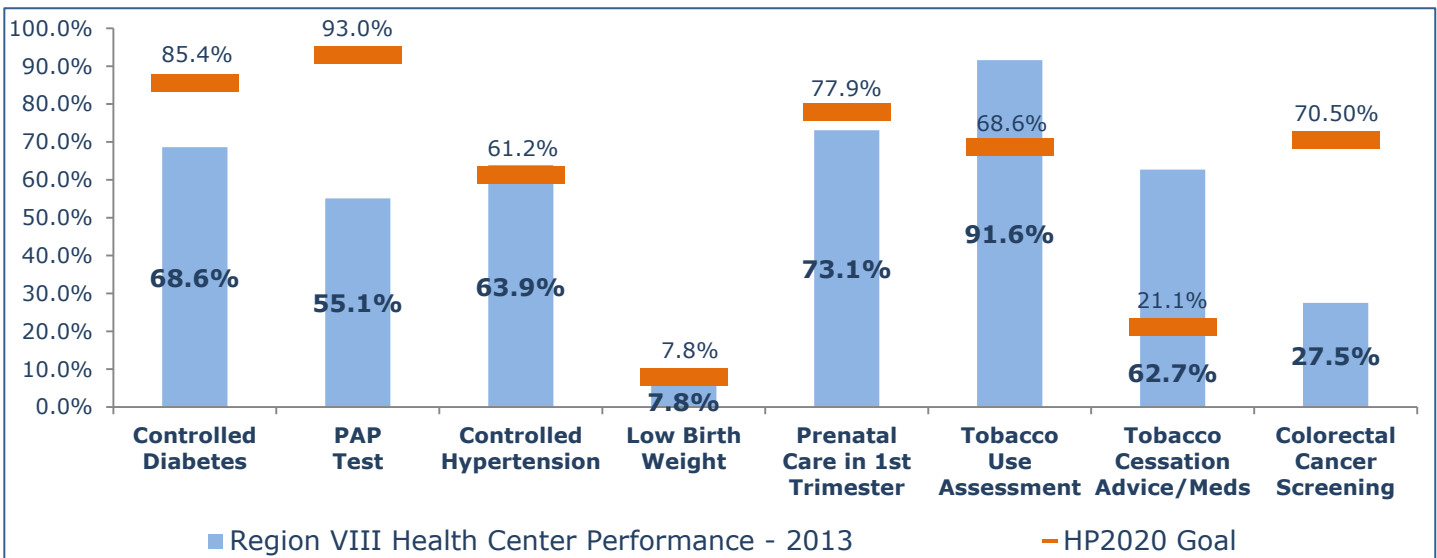


REGION VIII PERFORMANCE ON SELECTED BUSINESS PLAN PERFORMANCE MEASURES



REGION VIII PERFORMANCE ON SELECTED HEALTHY PEOPLE 2020 GOALS (HP2020**)

Percentage of appropriate patients with/receiving the following:



*BPHC Health Center Program Grantees

Health center data from BPHC's Uniform Data System (UDS) State and National Rollups, <http://bphc.hrsa.gov/healthcenterdatastatistics/index.html>

For more Region VIII UDS information, visit www.CHAMPOnline.org/ToolsProducts/PublicationsMedia/Publications.html#UDSSummary

**For more information about Healthy People 2020, visit www.healthypeople.gov/2020/default.aspx