



**Community
Health
Association of
Mountain/
Plains
States**

Region VIII Health Center* Fact Sheet

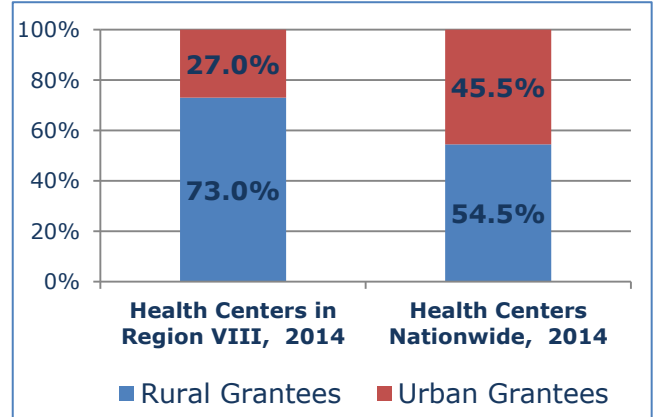
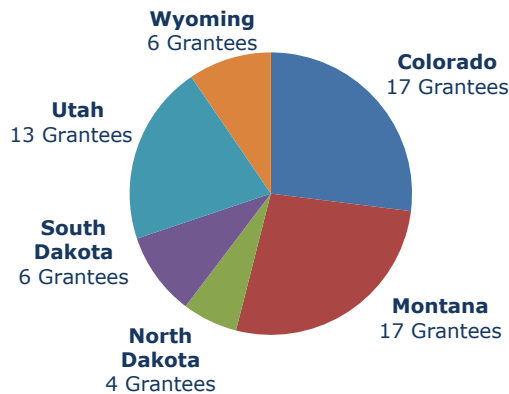
**Region VIII = Colorado, Montana, North Dakota,
South Dakota, Utah, and Wyoming**

The health centers within the Bureau of Primary Health Care (BPHC) **Health Center Program** provide high-quality, affordable, and accessible primary health care, most often to indigent, medically underserved, and underinsured populations in a wide range of communities, from inner cities to rural expanses. As of 2014 there are more than **1,350** health center organizations operating over **9,000** sites in the United States, serving over **23.5 million** people. These include community health centers, school-based health centers, migrant health centers, health care for the homeless centers, and public housing primary care centers. Each of these health centers must:

- Be located in area of high need*
- Be open to all regardless of ability to pay*
- Provide services that fit the needs and priorities of the community*
- Offer primary care and other services to ensure access (translation, transportation, etc.)*
- Provide high quality care, reducing disparities and improving patient outcomes*

REGION VIII HEALTH CENTERS IN 2014 – 63 TOTAL GRANTEES

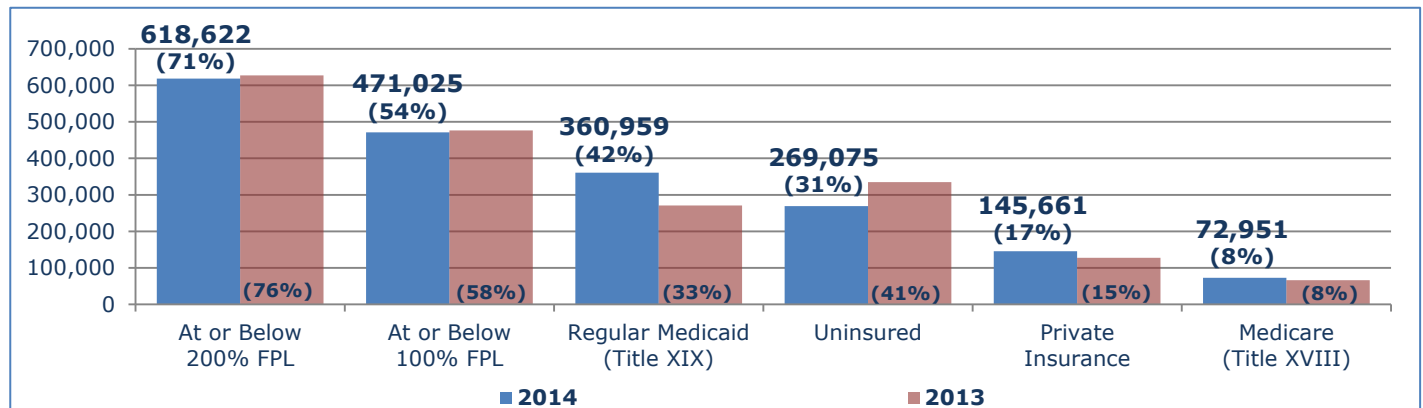
LOCATION OF REGION VIII HEALTH CENTERS



868,720 TOTAL REGION VIII HEALTH CENTER PATIENTS IN 2014

Agricultural Worker/Dependent Patients	23,575	3%	Patients Aged Under 1-17	284,226	33%
Homeless Patients	49,391	6%	Patients Aged 18-64	521,357	60%
School Based Health Center Patients	35,121	4%	Patients Aged 65+	63,137	7%
Veteran Patients	15,210	2%			

REGION VIII PATIENTS BY FEDERAL POVERTY LEVEL (FPL) AND INSURANCE



*BPHC Health Center Program Grantees; Region VIII included three Health Center Program Look-Alike (LA) organizations in 2014. LA data is not available at state or regional levels, and is not included in this fact sheet.

Health center data from BPHC's Uniform Data System (UDS) State and National Grantee Rollups, <http://bphc.hrsa.gov/datareporting/>.

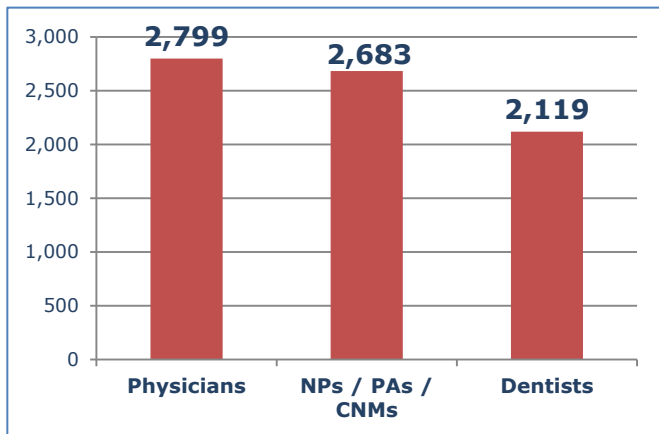
For more Region VIII UDS information, visit <http://championline.org/tools-products/publications-electronic-media/champs-publications#UDSSummary>.

Region VIII Health Centers* in 2014, continued

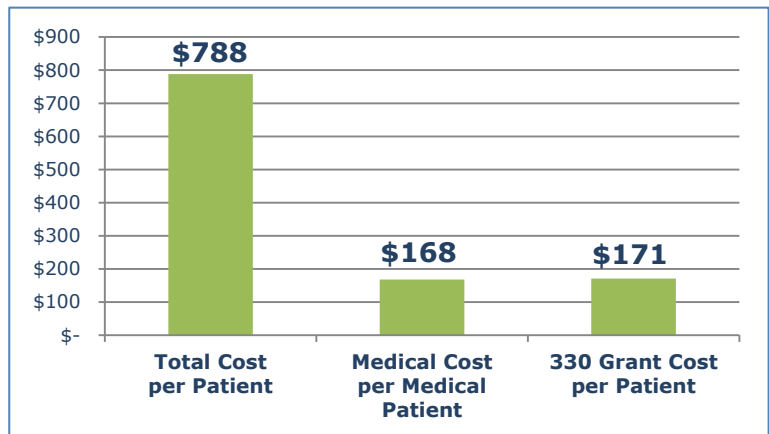
REGION VIII HEALTH CENTER STAFFING AND VISITS

Total Full Time Equivalent (FTE)	6,786.10	Total Visits	3,316,957
Physicians FTE	373.31	Medical Services Visits	2,429,959
NPs / PAs / CNMs FTE	481.62	Dental Services Visits	426,010
Dentists FTE	152.76	Mental Health Services Visits	164,952
Dental Hygienists FTE	90.82	Substance Abuse Services Visits	7,291
Pharmacy FTE	261.88	Other Professional Services Visits	29,900
Mental Health Services FTE	209.42	Enabling Services Visits	253,410
Enabling Services FTE	901.11		
Facility / Non-Clinical Support FTE	2,261.64		

REGION VIII MEDICAL AND DENTAL PRODUCTIVITY (VISITS/FTE)

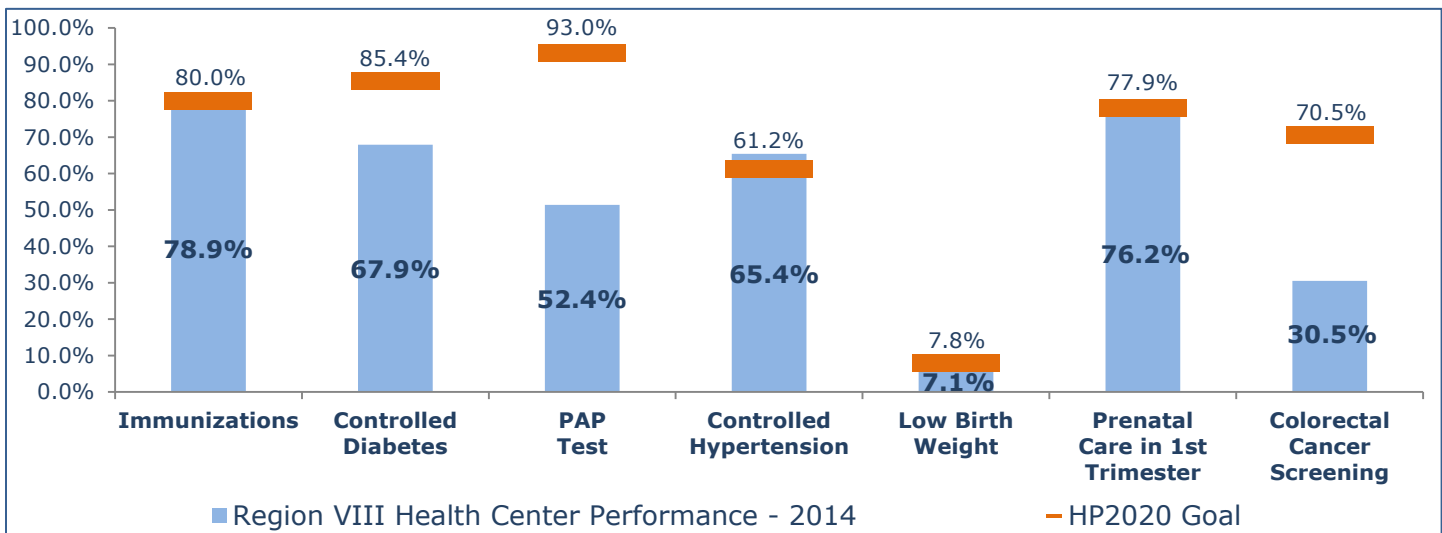


REGION VIII PERFORMANCE ON FINANCIAL PERFORMANCE MEASURES



REGION VIII PERFORMANCE ON SELECTED CLINICAL PERFORMANCE MEASURES / HEALTHY PEOPLE 2020 GOALS (HP2020**)

Percentage of appropriate patients with/receiving the following:



*BPHC Health Center Program Grantees; Region VIII included three Health Center Program Look-Alike (LA) organizations in 2014. LA data is not available at state or regional levels, and is not included in this fact sheet.

Health center data from BPHC's Uniform Data System (UDS) State and National Grantee Rollups, <http://bphc.hrsa.gov/datareporting/>. For more Region VIII UDS information, visit <http://championline.org/tools-products/publications-electronic-media/champs-publications#UDSSummary>. **For more information about Healthy People 2020, visit www.healthypeople.gov/2020/default.aspx.