



Region VIII Health Center* Fact Sheet

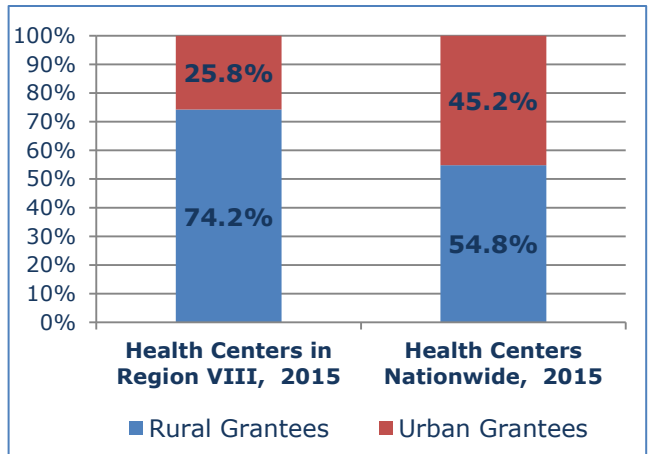
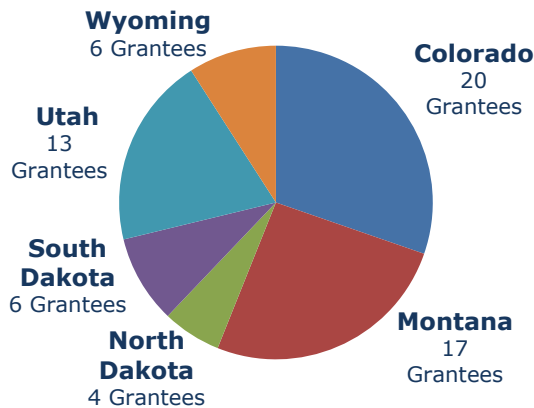
Region VIII = Colorado, Montana, North Dakota, South Dakota, Utah, and Wyoming

The health centers within the Bureau of Primary Health Care (BPHC) **Health Center Program** provide high-quality, affordable, and accessible primary health care, most often to indigent, medically underserved, and underinsured populations in a wide range of communities, from inner cities to rural expanses. As of 2015 there are more than **1,370** health center organizations operating in the United States, serving over **24.2 million** people. These include community health centers, school-based health centers, migrant health centers, health care for the homeless centers, and public housing primary care health centers. Each of these health centers must:

- Be located in area of high need*
- Be open to all regardless of ability to pay*
- Provide services that fit the needs and priorities of the community*
- Offer primary care and other services to ensure access (translation, transportation, etc.)*
- Provide high quality care, reducing disparities and improving patient outcomes*

REGION VIII HEALTH CENTERS IN 2015 – 66 TOTAL GRANTEEES

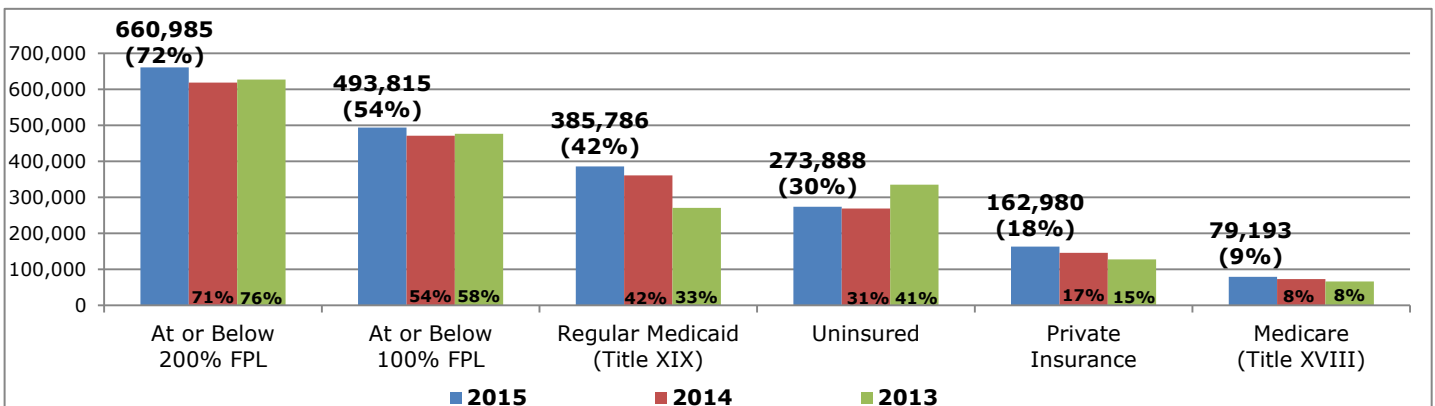
LOCATION OF REGION VIII HEALTH CENTERS



920,231 TOTAL REGION VIII HEALTH CENTER PATIENTS IN 2015

Agricultural Worker/Dependent Patients	24,757	3%	Patients Aged Under 1-17	299,005	32%
Homeless Patients	51,762	6%	Patients Aged 18-64	552,841	60%
School-Based Health Center Patients	41,731	5%	Patients Aged 65+	68,385	7%
Veteran Patients	16,255	2%			

REGION VIII PATIENTS BY FEDERAL POVERTY LEVEL (FPL) AND INSURANCE



*BPHC Health Center Program Grantees; Region VIII included one Health Center Program Look-Alike (LA) organization in 2015.

LA data is not available at state or regional levels, and is not included in this fact sheet.

Health center data from BPHC's Uniform Data System (UDS) State and National Grantee Rollups, <http://bphc.hrsa.gov/datareporting/>.

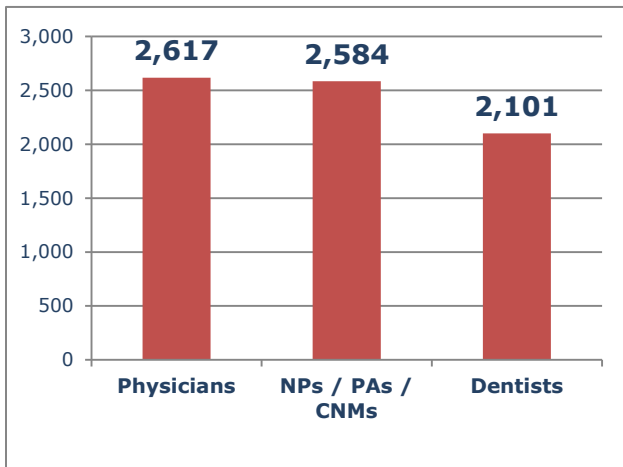
For more Region VIII UDS information, visit <http://championline.org/tools-products/publications-electronic-media/champs-publications#UDSummary>.

Region VIII Health Centers* in 2015, continued

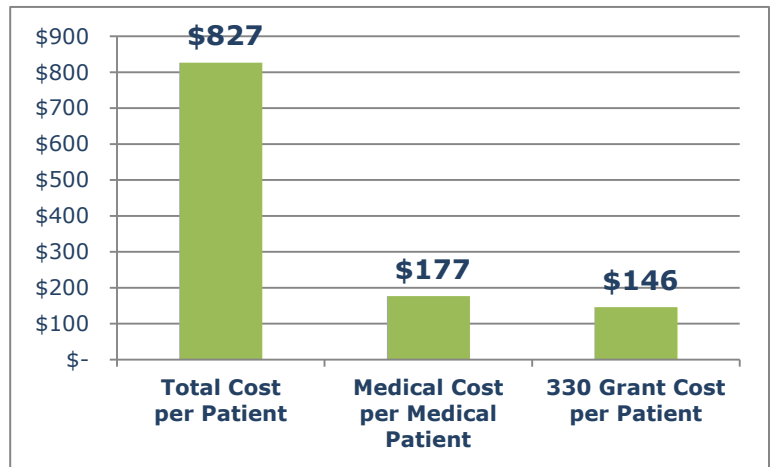
REGION VIII HEALTH CENTER STAFFING AND VISITS

Total Full Time Equivalent (FTE) 7,489.86	Total Visits 3,488,129
Medical Services FTE 2,793.87	Medical Services Visits 2,506,062
Physicians FTE 399.82	Physician Visits 1,046,269
NPs / PAs / CNMs FTE 529.76	NP / PA / CNM Visits 1,369,107
Dental Services FTE 647.20	Dental Services Visits 481,417
Dentists FTE 169.81	Dentist Visits 356,743
Dental Hygienists FTE 108.04	Dental Hygienist Visits 124,674
Mental Health Services FTE 270.89	Mental Health Services Visits 189,075
Enabling Services FTE 888.25	Enabling Services Visits 272,299
Pharmacy FTE 291.31	Substance Abuse Services Visits 6,485
Facility / Non-Clinical Support FTE 2,494.84	

REGION VIII MEDICAL AND DENTAL PRODUCTIVITY (VISITS/FTE)

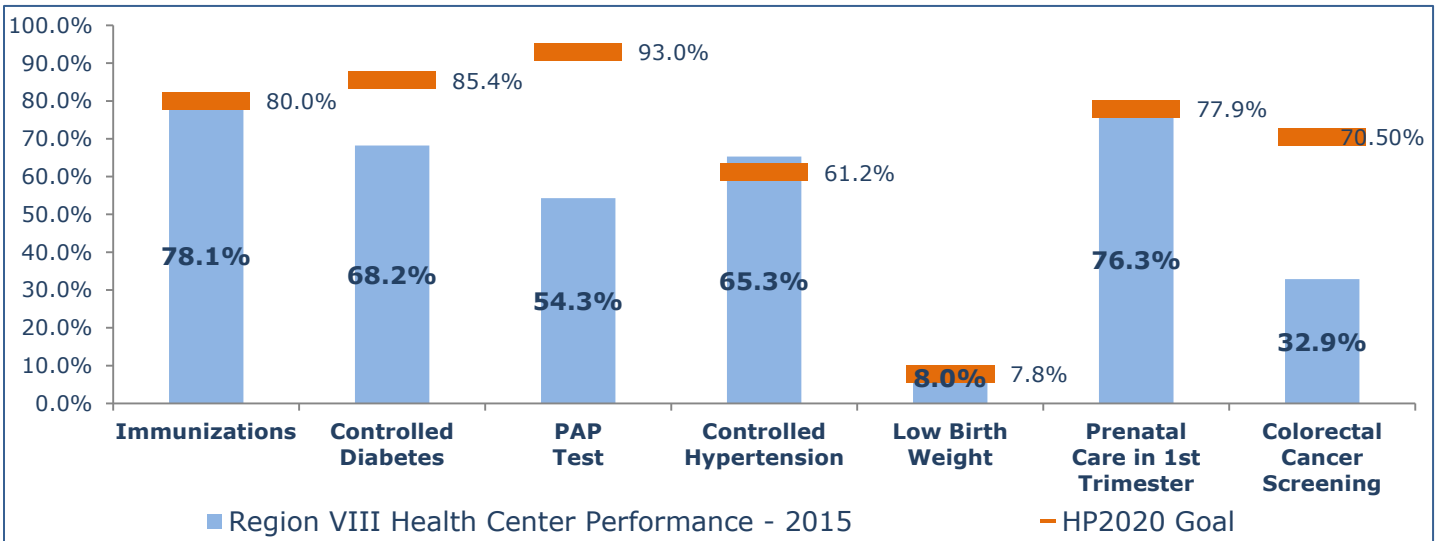


REGION VIII PERFORMANCE ON FINANCIAL PERFORMANCE MEASURES



REGION VIII PERFORMANCE ON SELECTED CLINICAL PERFORMANCE MEASURES / HEALTHY PEOPLE 2020 GOALS (HP2020**)

Percentage of appropriate patients with/receiving the following:



*BPHC Health Center Program Grantees; Region VIII included one Health Center Program Look-Alike (LA) organization in 2015. LA data is not available at state or regional levels, and is not included in this fact sheet.

Health center data from BPHC's Uniform Data System (UDS) State and National Grantee Rollups, <http://bphc.hrsa.gov/datareporting/>. For more Region VIII UDS information, visit <http://championline.org/tools-products/publications-electronic-media/champs-publications#UDSSummary>.

**For more information about Healthy People 2020, visit www.healthypeople.gov/2020/default.aspx.