



Region VIII Health Center* Fact Sheet

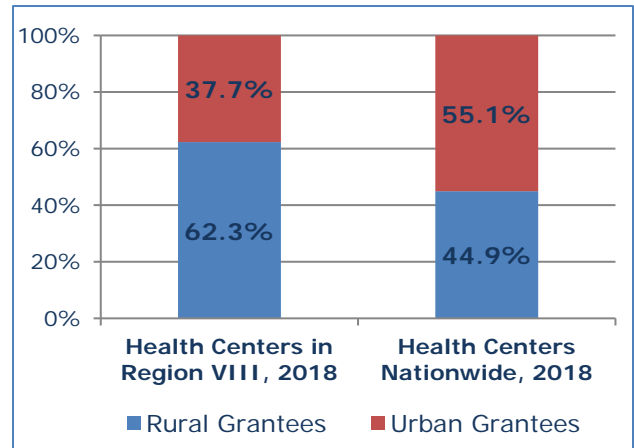
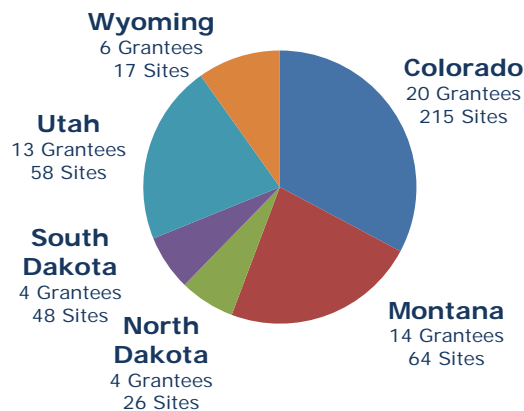
Region VIII: Colorado, Montana, North Dakota, South Dakota, Utah, and Wyoming

The health centers within the Bureau of Primary Health Care (BPHC) **Health Center Program** provide high-quality, affordable, and accessible primary health care, most often to indigent, medically underserved, and underinsured populations in a wide range of communities, from inner cities to rural expanses. As of 2018 there are almost **1,450** health center organizations operating in the United States, serving over **29 million** people. These include community health centers, school-based health centers, migrant health centers, health care for the homeless centers, and public housing primary care health centers. Each of these health centers must:

- Be located in area of high need.*
- Be open to all regardless of ability to pay.*
- Provide services that fit the needs and priorities of the community.*
- Offer primary care and other services to ensure access (translation, transportation, etc.).*
- Provide high quality care, reducing disparities and improving patient outcomes.*

REGION VIII HEALTH CENTERS IN 2018 – 61 TOTAL GRANTEEES

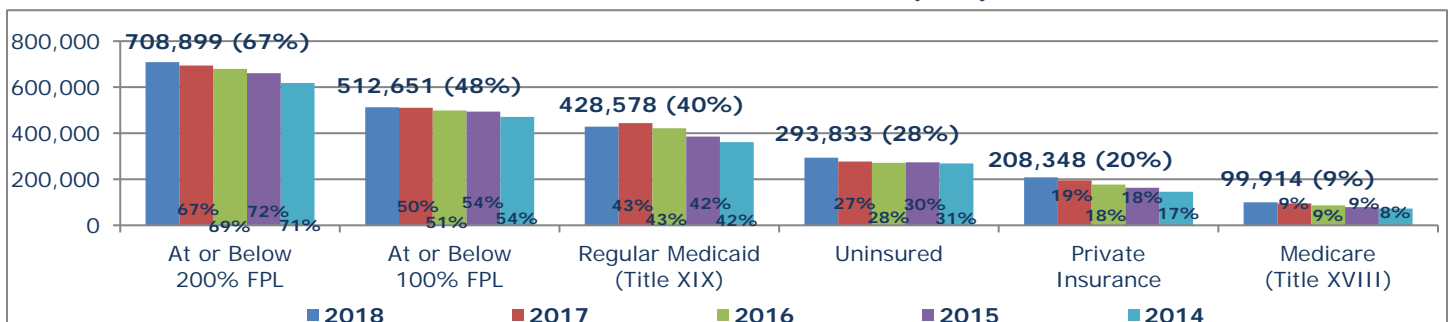
LOCATION OF REGION VIII HEALTH CENTERS



1,059,935 TOTAL REGION VIII HEALTH CENTER PATIENTS IN 2018

Agricultural Worker/Dependent Patients	27,336	3%	Medical Services Patients	936,206	88%
Homeless Patients	50,540	5%	Dental Services Patients	244,974	23%
School Based Health Center Patients	44,471	4%	Mental Health Services Patients	115,279	11%
Veteran Patients	20,190	2%	SUD** Services Patients	5,534	0.5%
Patients Aged Under 18	327,479	31%	Vision Services Patients	11,093	1%
Patients Aged 18-64	638,347	60%	Enabling Services Patients	133,060	13%
Patients Aged 65+	94,109	9%	Male Patients	469,296	44%
			Female Patients	590,649	56%

REGION VIII PATIENTS BY FEDERAL POVERTY LEVEL (FPL) AND INSURANCE



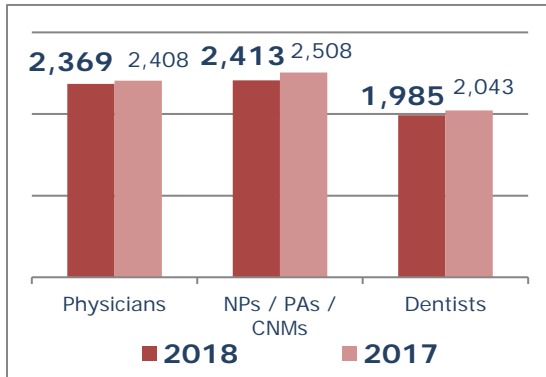
*Health Center Program Grantees; Region VIII included one Health Center Program Look-Alike (LA) organization in 2018. LA data is not included in this fact sheet. **Substance Use Disorder. Health Resources and Services Administration. 2018 Health Center Data. Available from URL: <http://bphc.hrsa.gov/uds/datacenter.aspx> [accessed August 6, 2019]. For more Region VIII UDS information, visit <http://championline.org/tools-products/publications-electronic-media/champs-publications#UDSsummary>.

Region VIII Health Centers* in 2018, continued

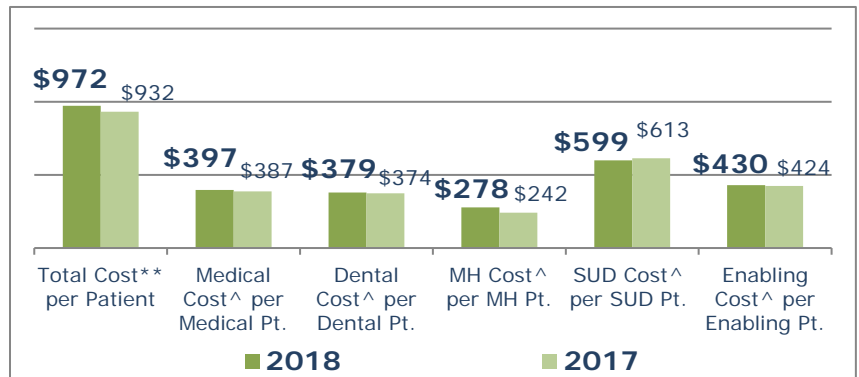
REGION VIII HEALTH CENTER STAFFING AND VISITS

Total Full Time Equivalent (FTE)	9,286.60	Total Visits	4,164,889
Medical Services FTE	3,433.00	Medical Services Visits	2,899,062
Physicians FTE	491.32	Physician Visits	1,163,837
NPs / PAs / CNMs FTE	682.00	NP / PA / CNM Visits	1,645,567
Dental Services FTE	853.51	Dental Services Visits	609,371
Dentists FTE	207.87	Dentist Visits	412,658
Dental Hygienists FTE	172.00	Dental Hygienist Visits	196,713
Mental Health (MH) Services FTE	367.97	MH Services Visits	304,853
Substance Use Disorder (SUD) Services	28.91	SUD Services Visits	25,317
Vision Services FTE	7.44	Vision Services Visits	12,787
Enabling Services FTE	1,030.44	Enabling Services Visits	284,212
Pharmacy FTE	369.34		
Quality Improvement FTE	109.60		
Facility / Non-Clinical Support FTE	2,970.76		

REGION VIII MEDICAL/DENTAL PRODUCTIVITY (VISITS/FTE)

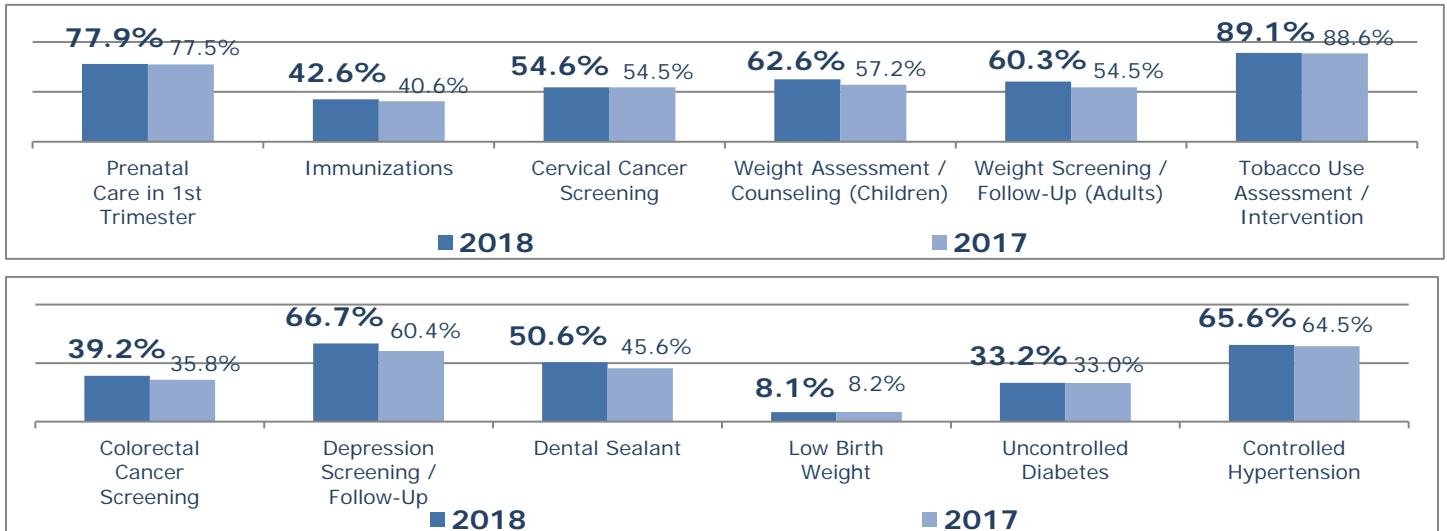


REGION VIII FINANCIAL PERFORMANCE AND RELATED FACTORS



REGION VIII PERFORMANCE ON SELECTED CLINICAL PERFORMANCE MEASURES

Percentage of appropriate patients with/receiving the following:



*Health Center Program Grantees: Region VIII included one Health Center Program Look-Alike (LA) organization in 2018. LA data is not included in this fact sheet. **Total accrued cost excluding donations. ^Accrued cost before allocation of facility and non-clinical support services; Medical cost excludes Lab and X-ray. Health Resources and Services Administration. 2018 Health Center Data. Available from URL: <http://bphc.hrsa.gov/uds/datacenter.aspx> [accessed August 6, 2019]. For more Region VIII UDS information, visit <http://championline.org/tools-products/publications-electronic-media/champs-publications#UDSsummary>.

This publication was supported by the Health Resources and Services Administration (HRSA) of the U.S. Department of Health and Human Services (HHS) as part of an award totaling \$569,941 with 24% financed with non-governmental sources. The contents are those of the author(s) and do not necessarily represent the official views of, nor an endorsement, by HRSA, HHS, or the U.S. Government. For more information, please visit HRSA.gov.