



**Community Health Association of Mountain/Plains States**

# Region VIII Health Center\* Fact Sheet

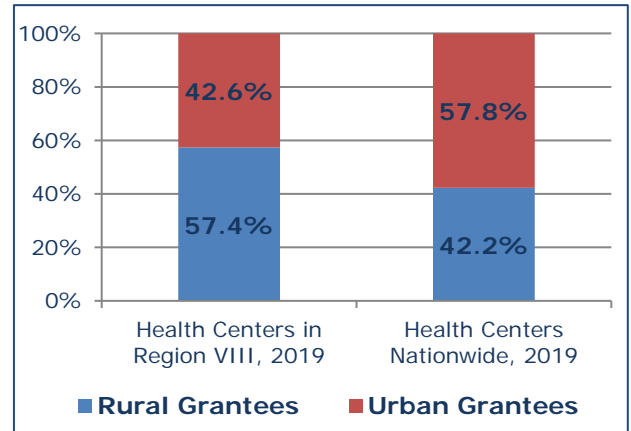
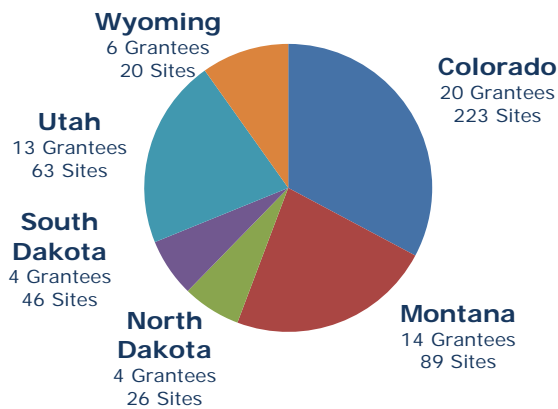
*Region VIII: Colorado, Montana, North Dakota, South Dakota, Utah, and Wyoming*

The health centers within the Bureau of Primary Health Care (BPHC) **Health Center Program** provide high-quality, affordable, and accessible primary health care, most often to indigent, medically underserved, and underinsured populations in a wide range of communities, from inner cities to rural expanses. As of 2019 there are **1,385** health center grantees operating in the United States, serving almost **30 million** people. These include community health centers, school-based health centers, migrant health centers, health care for the homeless centers, and public housing primary care health centers. Each of these health centers must:

- Be located in area of high need.*
- Be open to all regardless of ability to pay.*
- Provide services that fit the needs and priorities of the community.*
- Offer primary care and other services to ensure access (translation, transportation, etc.).*
- Provide high quality care, reducing disparities and improving patient outcomes.*

## REGION VIII HEALTH CENTERS IN 2019 – 61 TOTAL GRANTEEES

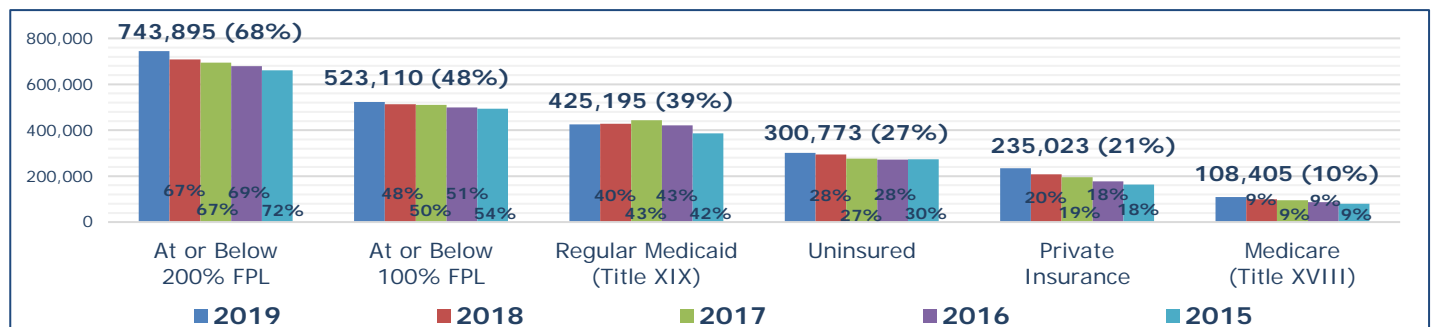
### LOCATION OF REGION VIII HEALTH CENTERS



### 1,098,902 TOTAL REGION VIII HEALTH CENTER PATIENTS IN 2019

Agricultural Worker/Dependent Patients	24,570	2%	Medical Services Patients	972,706	89%
Homeless Patients	50,805	5%	Dental Services Patients	249,144	23%
School Based Health Center Patients	42,638	4%	Mental Health Services Patients	128,917	12%
Veteran Patients	21,205	2%	SUD** Services Patients	12,610	1%
Patients Aged Under 18	335,502	31%	Vision Services Patients	10,740	1%
Patients Aged 18-64	660,233	60%	Enabling Services Patients	137,356	13%
Patients Aged 65+	103,167	9%	Male Patients	486,109	44%
			Female Patients	612,793	56%

### REGION VIII PATIENTS BY FEDERAL POVERTY LEVEL (FPL) AND INSURANCE



\*Health Center Program Grantees; Region VIII included two Health Center Program Look-Alike (LA) organizations in 2019. LA data is not included in this fact sheet.  
 \*\*Substance Use Disorder.

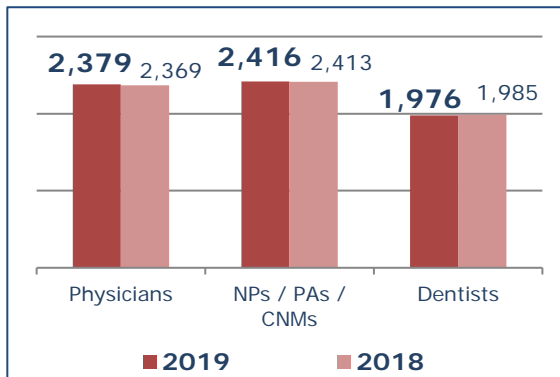
Health Resources and Services Administration. 2019 Health Center Data. Available from URL: <http://bphc.hrsa.gov/uds/datacenter.aspx> [accessed August 11, 2020]. For more Region VIII UDS information, visit <http://championline.org/tools-products/publications-electronic-media/champs-publications#UDSsummary>.

## Region VIII Health Centers in 2019, continued

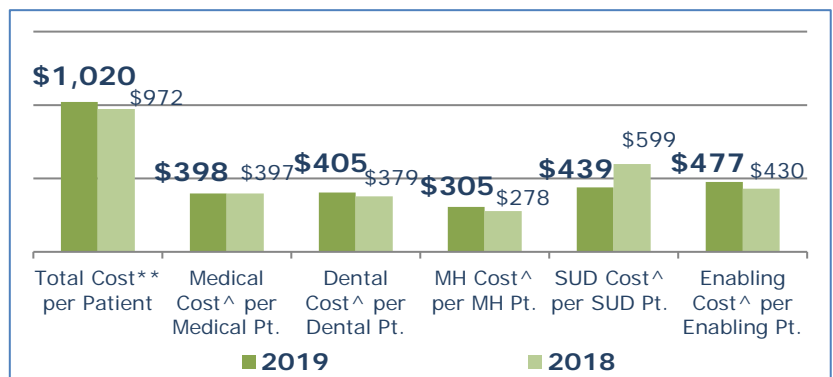
### REGION VIII HEALTH CENTER STAFFING AND VISITS\*

<b>Total Full Time Equivalent (FTE)</b>	<b>9,698.80</b>	<b>Total Visits</b>	<b>4,337,404</b>
Medical Services FTE	3,494.26	Medical Services Visits	2,989,816
Physicians FTE	506.84	Physician Visits	1,205,953
NPs / PAs / CNMs FTE	702.33	NP / PA / CNM Visits	1,697,058
Dental Services FTE	875.58	Dental Services Visits	621,379
Dentists FTE	207.18	Dentist Visits	409,460
Dental Hygienists FTE	193.06	Dental Hygienist Visits	211,919
Mental Health (MH) Services FTE	406.40	MH Services Visits	337,325
Substance Use Disorder (SUD) Services	44.05	SUD Services Visits	45,980
Vision Services FTE	9.91	Vision Services Visits	12,099
Enabling Services FTE	1,131.87	Enabling Services Visits	291,522
Pharmacy FTE	372.52		
Quality Improvement FTE	120.75		
Facility / Non-Clinical Support FTE	3,118.07		

### REGION VIII MEDICAL/DENTAL PRODUCTIVITY (VISITS/FTE)

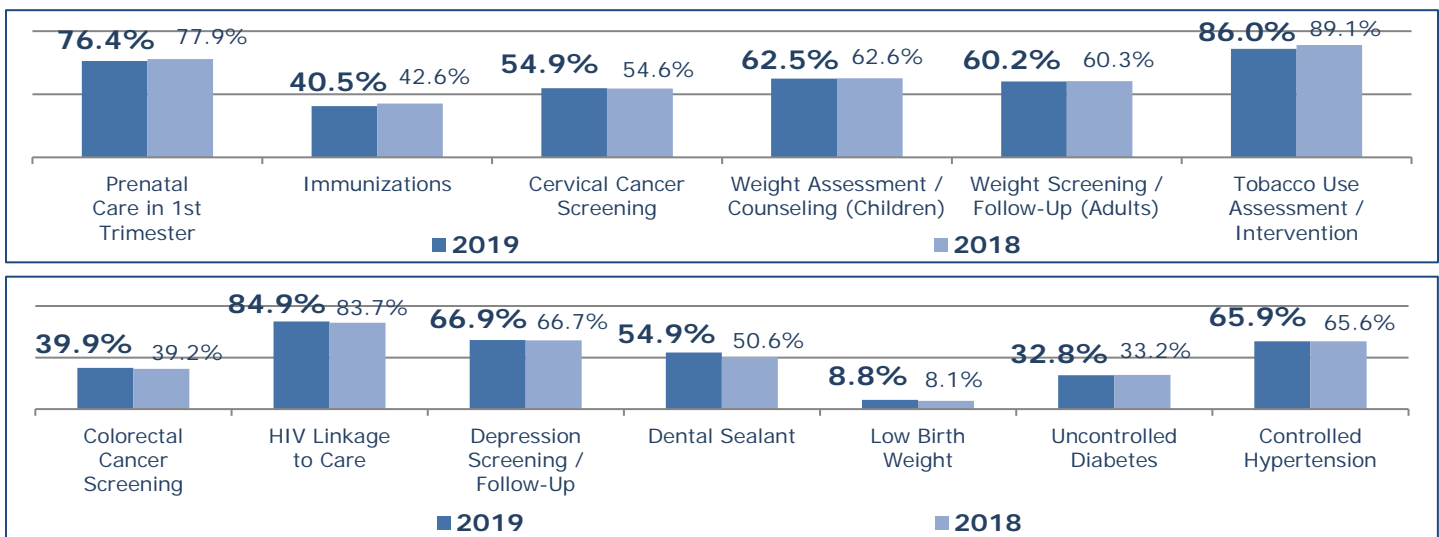


### REGION VIII FINANCIAL PERFORMANCE AND RELATED FACTORS



### REGION VIII PERFORMANCE ON SELECTED CLINICAL PERFORMANCE MEASURES

Percentage of appropriate patients with/receiving the following:



\*Includes clinic and virtual visits.

\*\*Total accrued cost excluding donations.

^Accrued cost before allocation of facility and non-clinical support services; Medical cost excludes Lab and X-ray.

Health Resources and Services Administration. 2019 Health Center Data.

Available from URL: <http://bphc.hrsa.gov/uds/datacenter.aspx> [accessed August 1, 2020]. For more Region VIII UDS information, visit <http://champsonline.org/tools-products/publications-electronic-media/champs-publications#UDSSummary>.

This publication was supported by the Health Resources and Services Administration (HRSA) of the U.S. Department of Health and Human Services (HHS) as part of an award totaling \$719,941 with 20% financed with non-governmental sources. The contents are those of the author(s) and do not necessarily represent the official views of, nor an endorsement, by HRSA, HHS, or the U.S. Government. For more information, please visit [HRSA.gov](http://HRSA.gov).