



**Community
Health
Association of
Mountain/
Plains
States**

Region VIII Health Center* Fact Sheet

*Region VIII: Colorado, Montana, North Dakota,
South Dakota, Utah, and Wyoming*

The health centers within the Bureau of Primary Health Care (BPHC) **Health Center Program** provide high-quality, affordable, and accessible primary health care, most often to indigent, medically underserved, and underinsured populations in a wide range of communities, from inner cities to rural expanses. As of 2020 there are **1,375** health center awardees operating in the United States, serving over **28 million** people. These include community health centers, school-based health centers, migrant health centers, health care for the homeless centers, and public housing primary care health centers. Each of these health centers must:

Be located in an area of high need.

Be open to all regardless of ability to pay.

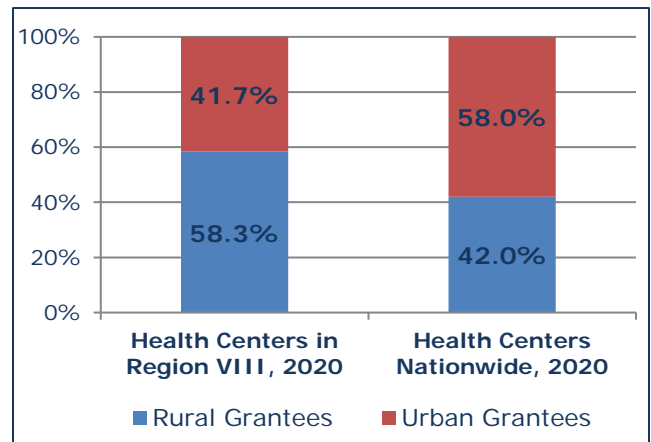
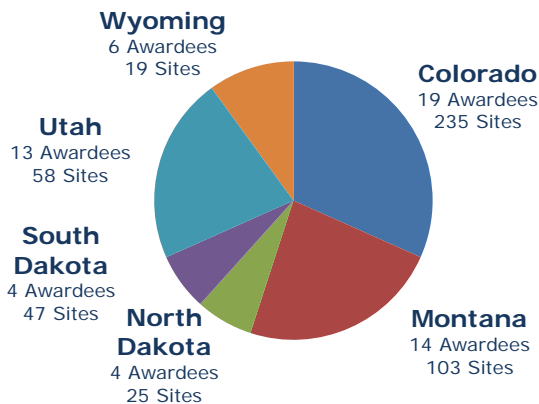
Provide services that fit the needs and priorities of the community.

Offer primary care and other services to ensure access (e.g., translation, transportation, etc.).

Provide high quality care, reducing disparities and improving patient outcomes.

REGION VIII HEALTH CENTERS IN 2020 – 60 TOTAL AWARDEES

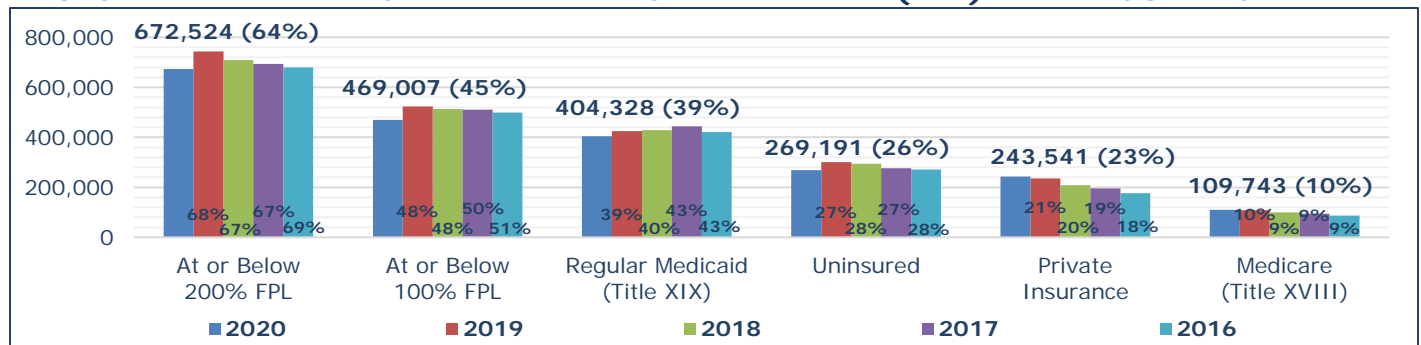
LOCATION OF REGION VIII HEALTH CENTERS



1,049,552 TOTAL REGION VIII HEALTH CENTER PATIENTS IN 2020

Agricultural Worker/Dependent Patients	20,739	2%	Medical Care Services Patients	933,228	89%
Homeless Patients	42,556	4%	Dental Services Patients	214,645	21%
School Based Health Center Patients	35,495	3%	Mental Health Services Patients	134,612	13%
Veteran Patients	19,697	2%	SUD** Services Patients	10,051	1%
Patients Aged Under 18	281,460	27%	Vision Services Patients	8,852	1%
Patients Aged 18-64	663,091	63%	Enabling Services Patients	113,607	11%
Patients Aged 65+	105,001	10%	Male Patients	464,209	44%
			Female Patients	585,343	56%

REGION VIII PATIENTS BY FEDERAL POVERTY LEVEL (FPL) AND INSURANCE



*Health Center Program Awardees; Region VIII included two Health Center Program Look-Alike (LA) organizations in 2020. LA data is not included in this fact sheet.

**Substance Use Disorder.

Health Resources and Services Administration. 2020 Health Center Data. Available from URL: <https://data.hrsa.gov/tools/data-reporting/program-data> [accessed 8/10/21].

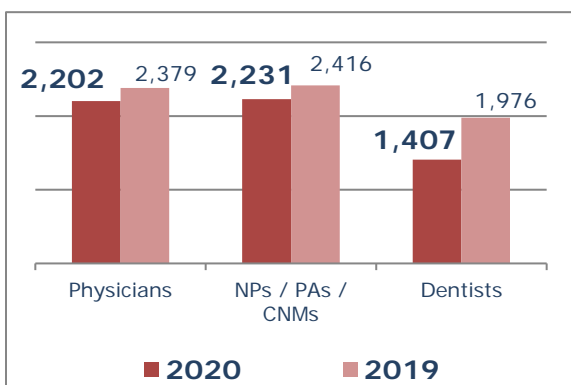
For more Region VIII UDS information, visit <http://championline.org/tools-products/publications-electronic-media/champs-publications#UDSSummary>.

Region VIII Health Centers in 2020, continued

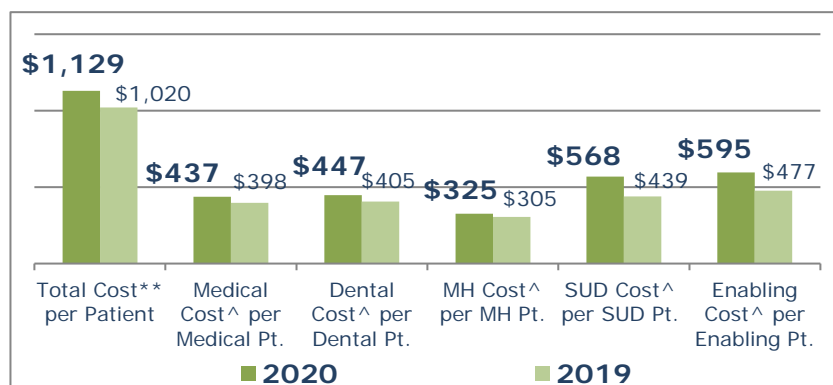
REGION VIII HEALTH CENTER STAFFING AND VISITS*

				% Virtual
Total Full Time Equivalent (FTE)	9,750.52	Total Visits	4,019,276	20.1%
Medical Care Services FTE	3,547.08	Medical Care Svcs. Visits	2,804,977	20.8%
Physicians FTE	510.92	Physician Visits	1,125,234	22.4%
NPs / PAs / CNMs FTE	719.21	NP / PA / CNM Visits	1,604,214	20.5%
Dental Services FTE	831.20	Dental Services Visits	454,742	1.2%
Dentists FTE	214.78	Dentist Visits	302,302	1.7%
Dental Hygienists FTE	168.40	Dental Hygienist Visits	152,440	0.1%
Mental Health (MH) Services FTE	457.04	MH Services Visits	398,414	43.4%
SUD Services FTE	44.33	SUD Services Visits	45,974	25.4%
Vision Services FTE	9.50	Vision Services Visits	10,294	0.1%
Enabling Services FTE	1,107.29	Enabling Services Visits	278,684	12.4%
Pharmacy FTE	386.21			
Quality Improvement FTE	128.72			
Facility / Non-Clinical Support FTE	3,119.07			

REGION VIII MEDICAL/DENTAL PRODUCTIVITY (VISITS/FTE)

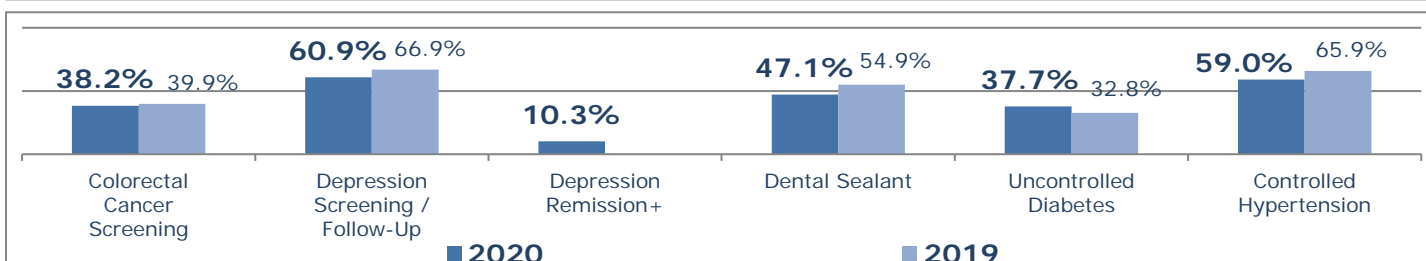
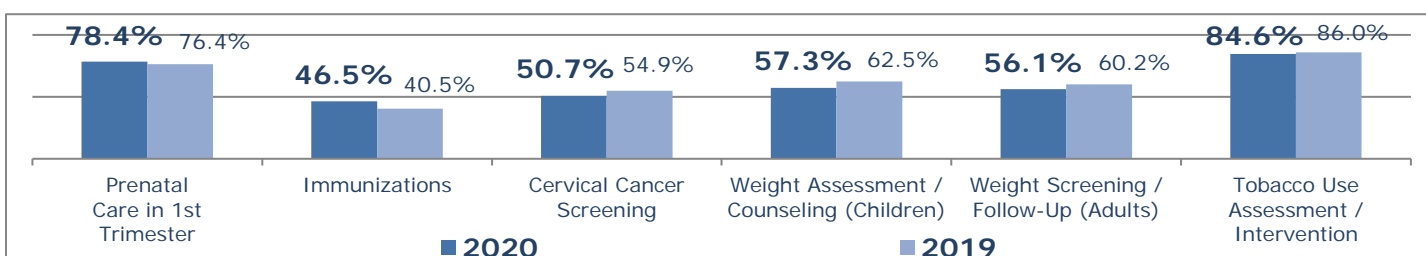


REGION VIII FINANCIAL PERFORMANCE AND RELATED FACTORS



REGION VIII PERFORMANCE ON SELECTED CLINICAL PERFORMANCE MEASURES

Percentage of appropriate patients with/receiving the following:



*Includes clinic and virtual visits. **Total accrued cost excluding donations.
 ^Accrued cost before allocation of facility and non-clinical support services;
 Medical cost excludes Lab and X-ray. +New measure in 2020; 2019 data not available.
 Health Resources and Services Administration. 2020 Health Center Data.
 Available from URL: <https://data.hrsa.gov/tools/data-reporting/program-data>
 [accessed 8/10/21]. For more Region VIII UDS information, visit
<http://championline.org/tools-products/publications-electronic-media/champs-publications#UDSsummary>.

This resource was supported by the Health Resources and Services Administration (HRSA) of the U.S. Department of Health and Human Services (HHS) as part of an award totaling \$705,800 with 22% financed with non-governmental sources. The contents are those of the author(s) and do not necessarily represent the official views of, nor an endorsement, by HRSA, HHS, or the U.S. Government. For more information, please visit [HRSA.gov](https://www.hrsa.gov).