



Community
Health
Association of
Mountain/
Plains
States

Region VIII Health Center* Fact Sheet

Region VIII: Colorado, Montana, North Dakota, South Dakota, Utah, and Wyoming

The health centers within the Bureau of Primary Health Care (BPHC) **Health Center Program** provide high-quality, affordable, and accessible primary health care, most often to indigent, medically underserved, and underinsured populations in a wide range of communities, from inner cities to rural expanses. As of 2023 there are nearly **1,500** health centers operating in the United States, serving almost **32.5 million** people. These include community health centers, school-based health centers, migrant health centers, health care for the homeless centers, public housing primary care health centers, and look-alike health centers. Each of these health centers must:

Be located in an area of high need.

Be open to all regardless of ability to pay.

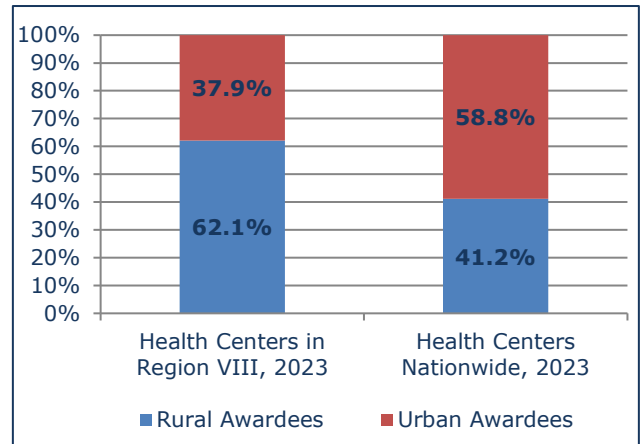
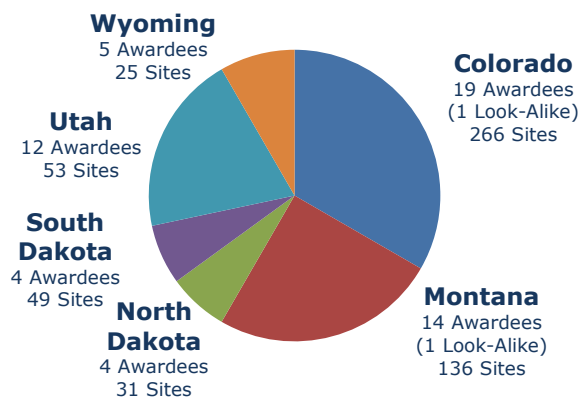
Provide services that fit the needs and priorities of the community.

Offer primary care and other services to ensure access (e.g., translation, transportation, etc.).

Provide high quality care, reducing disparities and improving patient outcomes.

REGION VIII HEALTH CENTERS IN 2023 – 58 TOTAL AWARDEES

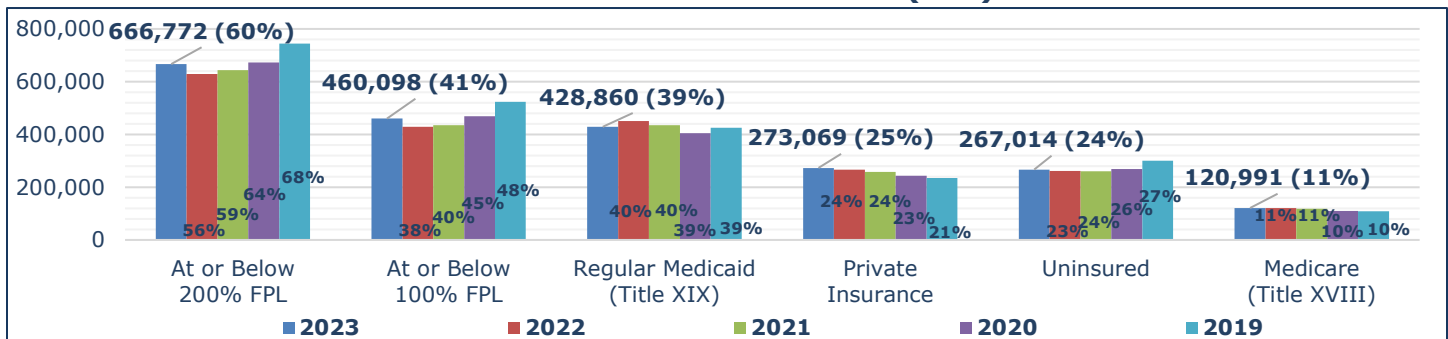
LOCATION OF REGION VIII HEALTH CENTERS



1,111,164 TOTAL REGION VIII HEALTH CENTER PATIENTS IN 2023

Agricultural Worker/Dependent Patients	28,245	3%	Medical Care Services Patients	981,029	88%
Homeless Patients	48,041	4%	Dental Services Patients	249,310	22%
School Based Health Center Patients	42,032	4%	Mental Health Services Patients	134,272	12%
Veteran Patients	26,876	2%	SUD** Services Patients	9,615	1%
Patients Aged Under 18	306,926	28%	Vision Services Patients	14,734	1%
Patients Aged 18-64	668,895	60%	Enabling Services Patients	148,455	13%
Patients Aged 65+	135,343	12%	Male Patients	487,421	44%
			Female Patients	623,743	56%

REGION VIII PATIENTS BY FEDERAL POVERTY LEVEL (FPL) AND INSURANCE



*Health Center Program Awardees; Region VIII included two Health Center Program Look-Alike (LAL) organizations in 2023. Region VIII LAL UDS data is not included in this fact sheet.

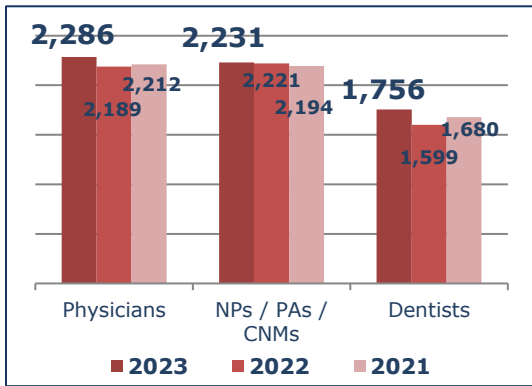
Health Resources and Services Administration. 2023 Health Center Data. Available from URL: <https://data.hrsa.gov/tools/data-reporting/program-data> [accessed 8/5/24]. For more Region VIII UDS information, visit <https://championline.org/resources/publications-e-communications/champs-publications/region-viii-uds-summaries>.

Region VIII Health Centers in 2023, continued

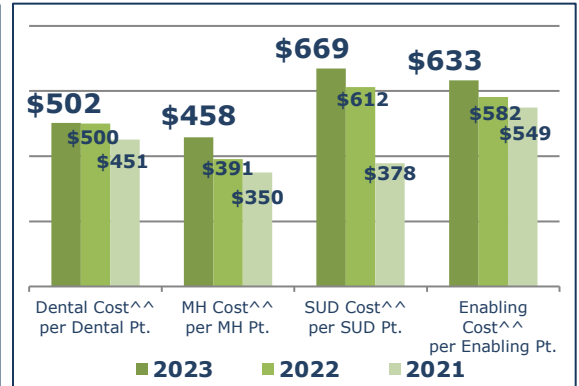
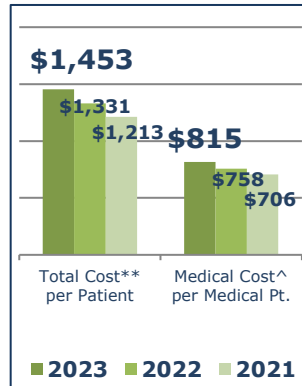
REGION VIII HEALTH CENTER STAFFING AND VISITS*

REGION VIII HEALTH CENTER STAFFING AND VISITS*				% Virtual
Total Full Time Equivalent (FTE)	10,848.39	Total Visits	4,382,406	8.7%
Medical Care Services FTE	3,688.51	Medical Care Services Visits	2,916,564	8.0%
Physicians FTE	503.88	Physician Visits	1,151,849	7.5%
NPs / PAs / CNMs FTE	766.09	NP / PA / CNM Visits	1,709,083	8.3%
Dental Services FTE	923.79	Dental Services Visits	600,075	0.1%
Dentists FTE	231.03	Dentist Visits	405,764	0.1%
Dental Hygienists FTE	175.42	Dental Hygienist Visits	194,311	0.3%
Mental Health (MH) Services FTE	550.09	Mental Health Services Visits	433,063	22.4%
SUD Services FTE	63.84	SUD Services Visits	37,935	18.0%
Vision Services FTE	13.89	Vision Services Visits	19,686	0.0%
Enabling Services FTE	1,252.47	Enabling Services Visits	331,456	12.8%
Pharmacy FTE	426.60			
Quality Improvement FTE	155.50			
Facility / Non-Clinical Support FTE	3,625.08			

REGION VIII MEDICAL/DENTAL PRODUCTIVITY (VISITS/FTE)

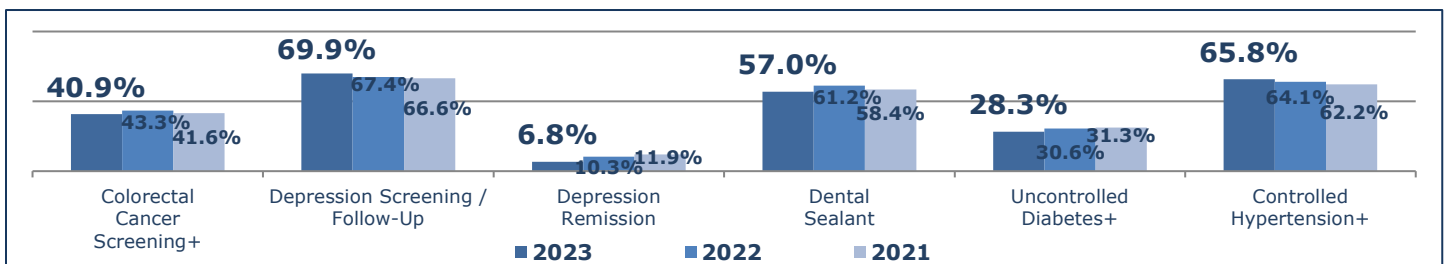
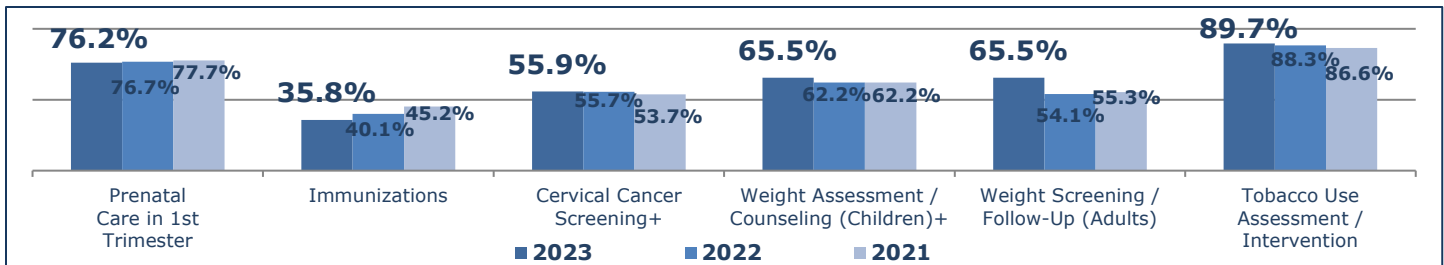


REGION VIII FINANCIAL PERFORMANCE AND RELATED FACTORS



REGION VIII PERFORMANCE ON SELECTED CLINICAL PERFORMANCE MEASURES

Percentage of appropriate patients with/receiving the following:



*Includes clinic and virtual visits. **Total accrued cost excluding donations. Accrued cost ^after or ^^before allocation of facility and non-clinical support services; Medical cost excludes Lab and X-ray. +Measure was revised in 2023 which limits comparability to prior years. Health Resources and Services Administration. 2023 Health Center Data. Available from URL: <https://data.hrsa.gov/tools/data-reporting/program-data> [accessed 8/5/24]. For more Region VIII UDS information, visit <https://championonline.org/resources/publications-e-communications/champs-publications/region-viii-uds-summaries>.

This resource was supported by the Health Resources and Services Administration (HRSA) of the U.S. Department of Health and Human Services (HHS) as part of an award totaling \$720,000 with 26% financed with non-governmental sources. The contents are those of the author(s) and do not necessarily represent the official views of, nor an endorsement, by HRSA, HHS, or the U.S. Government. For more information, please visit [HRSA.gov](https://hrsa.gov).