



Community
Health
Association of
Mountain/
Plains
States

Region VIII Health Center* Fact Sheet

Region VIII: Colorado, Montana, North Dakota, South Dakota, Utah, and Wyoming

The health centers within the Bureau of Primary Health Care (BPHC) **Health Center Program** provide high-quality, affordable, and accessible primary health care, most often to indigent, medically underserved, and underinsured populations in a wide range of communities, from inner cities to rural expanses. As of 2021 there are **1,373** health center awardees operating in the United States, serving over **30 million** people. These include community health centers, school-based health centers, migrant health centers, health care for the homeless centers, and public housing primary care health centers. Each of these health centers must:

Be located in an area of high need.

Be open to all regardless of ability to pay.

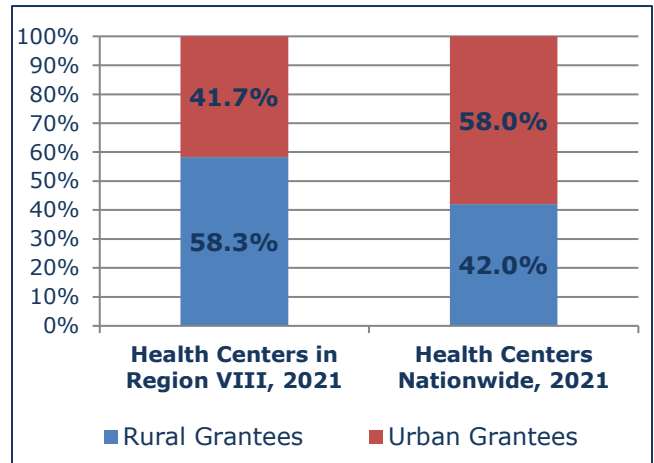
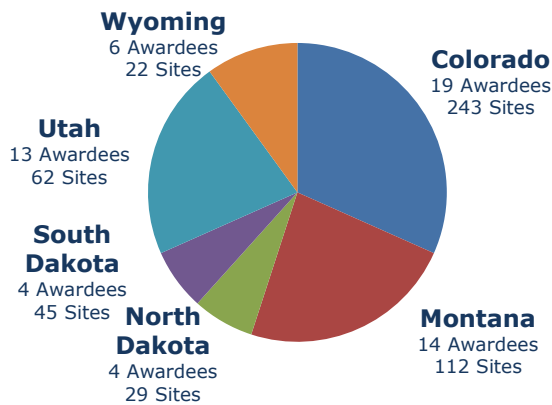
Provide services that fit the needs and priorities of the community.

Offer primary care and other services to ensure access (e.g., translation, transportation, etc.).

Provide high quality care, reducing disparities and improving patient outcomes.

REGION VIII HEALTH CENTERS IN 2021 – 60 TOTAL AWARDEES

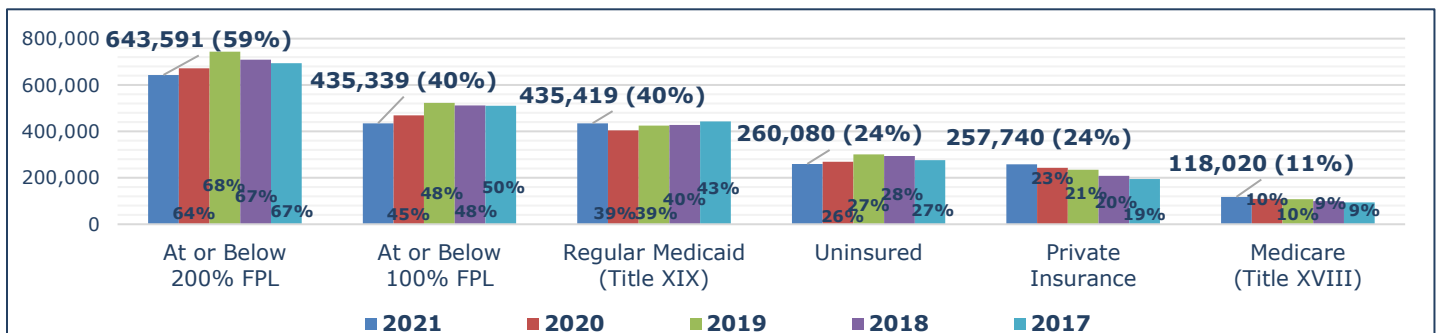
LOCATION OF REGION VIII HEALTH CENTERS



1,088,167 TOTAL REGION VIII HEALTH CENTER PATIENTS IN 2021

Agricultural Worker/Dependent Patients	24,037	2%	Medical Care Services Patients	964,077	89%
Homeless Patients	42,607	4%	Dental Services Patients	226,208	21%
School Based Health Center Patients	35,386	3%	Mental Health Services Patients	134,815	12%
Veteran Patients	21,634	2%	SUD** Services Patients	11,150	1%
Patients Aged Under 18	301,879	28%	Vision Services Patients	11,388	1%
Patients Aged 18-64	667,003	61%	Enabling Services Patients	136,854	13%
Patients Aged 65+	119,285	11%	Male Patients	482,094	44%
			Female Patients	606,073	56%

REGION VIII PATIENTS BY FEDERAL POVERTY LEVEL (FPL) AND INSURANCE



*Health Center Program Awardees; Region VIII included two Health Center Program Look-Alike (LA) organizations in 2021. LA data is not included in this fact sheet.

**Substance Use Disorder.

Health Resources and Services Administration. 2021 Health Center Data. Available from URL: <https://data.hrsa.gov/tools/data-reporting/program-data> [accessed 8/8/22].

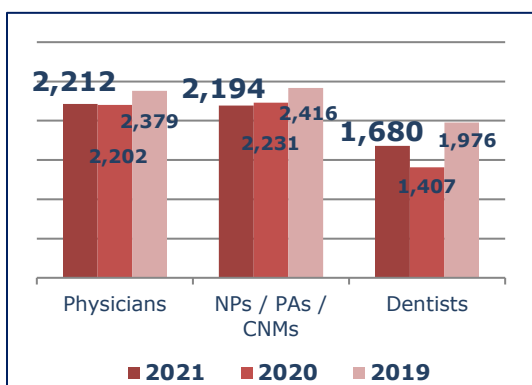
For more Region VIII UDS information, visit <http://championline.org/tools-products/publications-electronic-media/champs-publications#UDSSummary>.

Region VIII Health Centers in 2021, continued

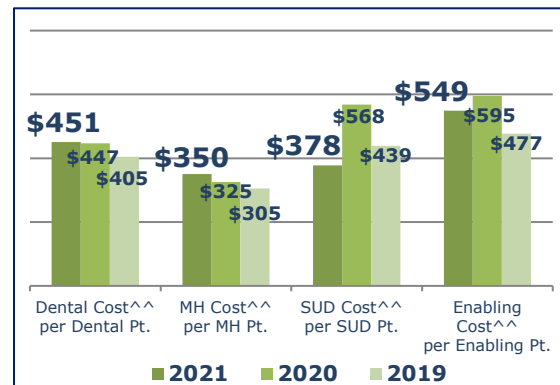
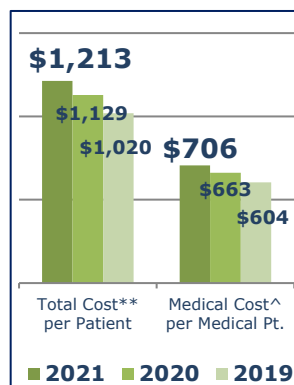
REGION VIII HEALTH CENTER STAFFING AND VISITS*

			% Virtual
Total Full Time Equivalent (FTE)	10,271.23	Total Visits	4,261,295 14.7%
Medical Care Services FTE	3,709.33	Medical Care Svcs. Visits	2,912,162 13.8%
Physicians FTE	527.34	Physician Visits	1,166,341 13.8%
NPs / PAs / CNMs FTE	749.68	NP / PA / CNM Visits	1,644,736 14.2%
Dental Services FTE	839.78	Dental Services Visits	544,328 0.1%
Dentists FTE	216.70	Dentist Visits	363,957 0.2%
Dental Hygienists FTE	173.36	Dental Hygienist Visits	180,371 0.0%
Mental Health (MH) Services FTE	487.89	MH Services Visits	424,452 39.6%
SUD Services FTE	44.43	SUD Services Visits	37,190 25.3%
Vision Services FTE	12.92	Vision Services Visits	12,890 0.2%
Enabling Services FTE	1,102.44	Enabling Services Visits	296,038 15.3%
Pharmacy FTE	405.05		
Quality Improvement FTE	125.15		
Facility / Non-Clinical Support FTE	3,420.09		

REGION VIII MEDICAL/DENTAL PRODUCTIVITY (VISITS/FTE)

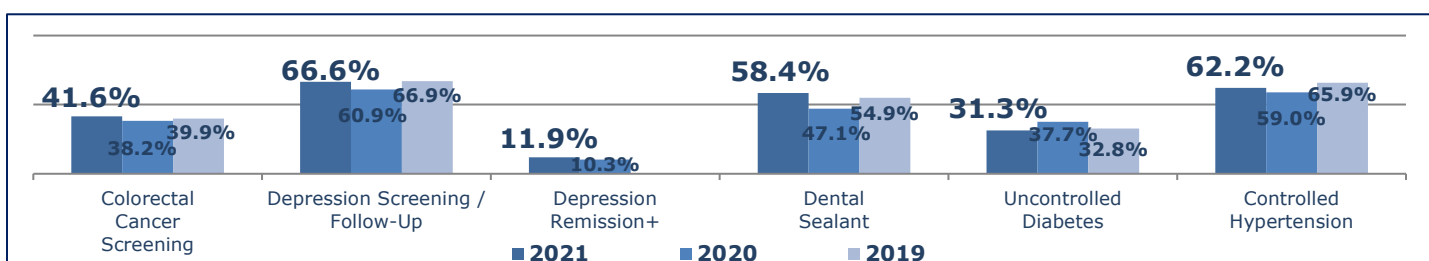
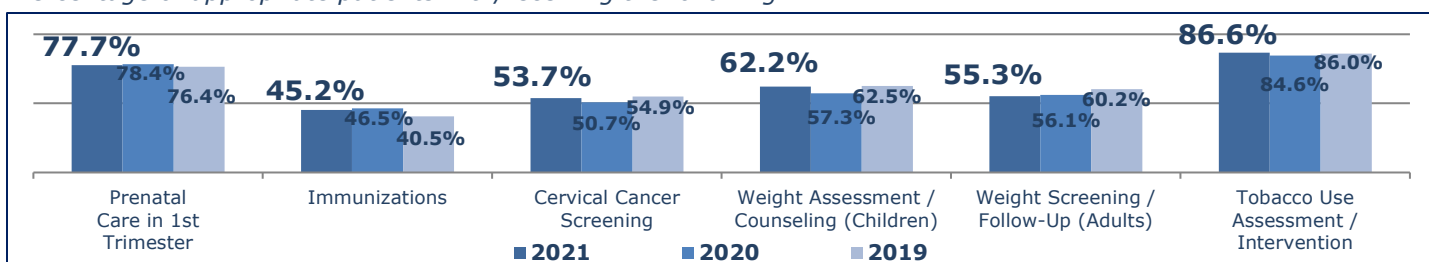


REGION VIII FINANCIAL PERFORMANCE AND RELATED FACTORS



REGION VIII PERFORMANCE ON SELECTED CLINICAL PERFORMANCE MEASURES

Percentage of appropriate patients with/receiving the following:



*Includes clinic and virtual visits. **Total accrued cost excluding donations. Accrued cost ^after or ^^before allocation of facility and non-clinical support services; Medical cost excludes Lab and X-ray. +New measure in 2020; 2019 data not available. Health Resources and Services Administration. 2021 Health Center Data. Available from URL: <https://data.hrsa.gov/tools/data-reporting/program-data> [accessed 8/8/22]. For more Region VIII UDS information, visit <http://champsonline.org/tools-products/publications-electronic-media/champs-publications#UDSsummary>.

This resource was supported by the Health Resources and Services Administration (HRSA) of the U.S. Department of Health and Human Services (HHS) as part of an award totaling \$720,000 with 26% financed with non-governmental sources. The contents are those of the author(s) and do not necessarily represent the official views of, nor an endorsement, by HRSA, HHS, or the U.S. Government. For more information, please visit [HRSA.gov](https://www.hrsa.gov).