



Community  
Health  
Association of  
Mountain/  
Plains  
States

# Region VIII Health Center\* Fact Sheet

*Region VIII: Colorado, Montana, North Dakota, South Dakota, Utah, and Wyoming*

The health centers within the Bureau of Primary Health Care (BPHC) **Health Center Program** provide high-quality, affordable, and accessible primary health care, most often to indigent, medically underserved, and underinsured populations in a wide range of communities, from inner cities to rural expanses. As of 2022 there are **1,370** health center awardees operating in the United States, serving over **30.5 million** people. These include community health centers, school-based health centers, migrant health centers, health care for the homeless centers, and public housing primary care health centers. Each of these health centers must:

*Be located in an area of high need.*

*Be open to all regardless of ability to pay.*

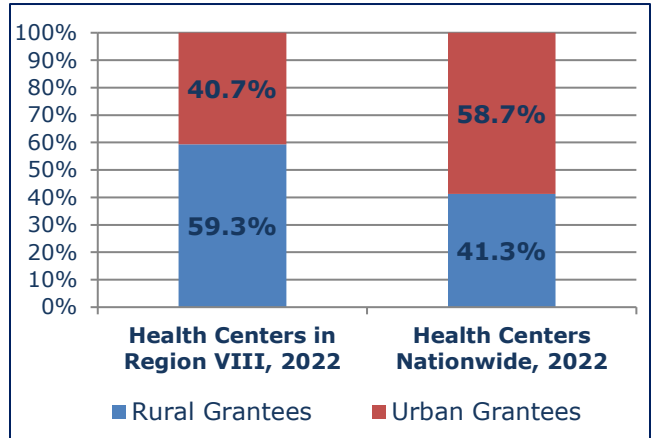
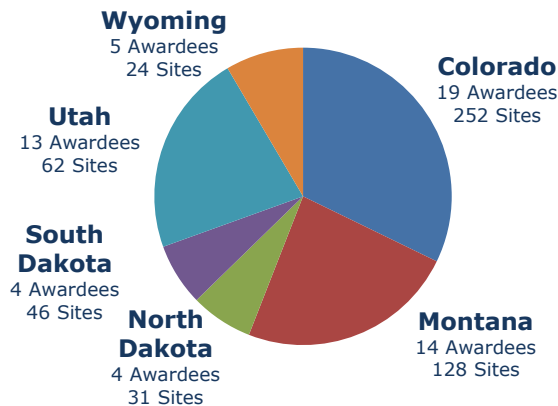
*Provide services that fit the needs and priorities of the community.*

*Offer primary care and other services to ensure access (e.g., translation, transportation, etc.).*

*Provide high quality care, reducing disparities and improving patient outcomes.*

## REGION VIII HEALTH CENTERS IN 2022 – 59 TOTAL AWARDEES

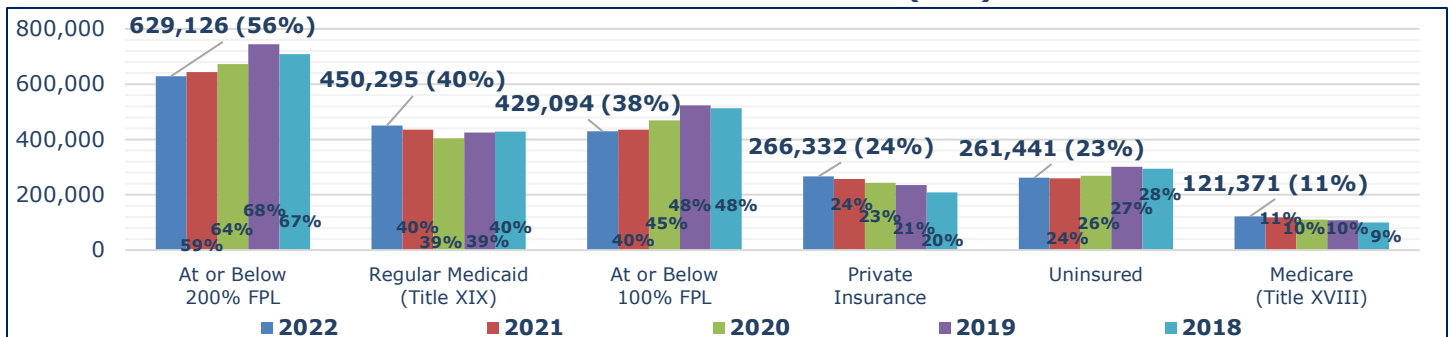
### LOCATION OF REGION VIII HEALTH CENTERS



### 1,114,976 TOTAL REGION VIII HEALTH CENTER PATIENTS IN 2022

Agricultural Worker/Dependent Patients	24,430	2%	Medical Care Services Patients	981,657	88%
Homeless Patients	45,968	4%	Dental Services Patients	232,539	21%
School Based Health Center Patients	39,336	4%	Mental Health Services Patients	130,358	12%
Veteran Patients	21,794	2%	SUD** Services Patients	10,350	1%
Patients Aged Under 18	309,304	28%	Vision Services Patients	12,868	1%
Patients Aged 18-64	673,082	60%	Enabling Services Patients	146,847	13%
Patients Aged 65+	132,590	12%	Male Patients	492,039	44%
			Female Patients	622,937	56%

### REGION VIII PATIENTS BY FEDERAL POVERTY LEVEL (FPL) AND INSURANCE



\*Health Center Program Awardees; Region VIII included two Health Center Program Look-Alike (LA) organizations in 2022. LA data is not included in this fact sheet.  
\*\*Substance Use Disorder.

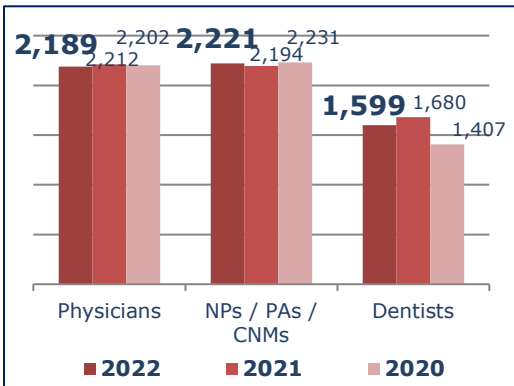
Health Resources and Services Administration. 2022 Health Center Data. Available from URL: <https://data.hrsa.gov/tools/data-reporting/program-data> [accessed 8/7/23].  
For more Region VIII UDS information, visit <http://championline.org/tools-products/publications-electronic-media/champs-publications#UDSSummary>.

## Region VIII Health Centers in 2022, continued

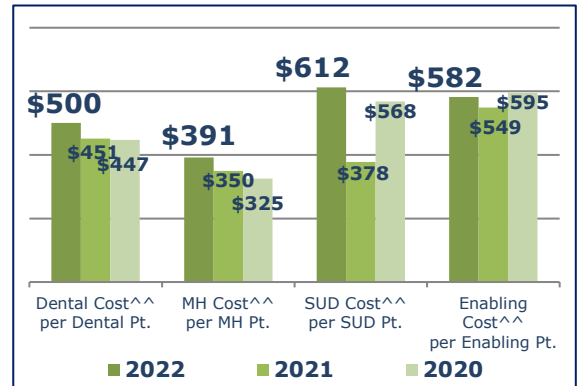
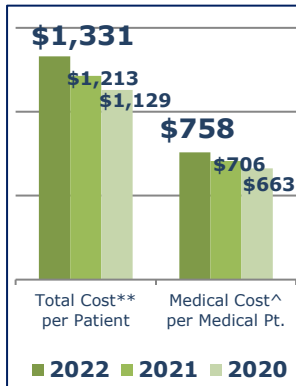
### REGION VIII HEALTH CENTER STAFFING AND VISITS\*

				% Virtual
<b>Total Full Time Equivalent (FTE)</b>	<b>10,601.61</b>	<b>Total Visits</b>	<b>4,306,600</b>	<b>9.9%</b>
Medical Care Services FTE	3,667.77	Medical Care Svcs. Visits	2,943,636	9.0%
Physicians FTE	527.39	Physician Visits	1,154,539	8.5%
NPs / PAs / CNMs FTE	768.97	NP / PA / CNM Visits	1,708,180	9.5%
Dental Services FTE	899.91	Dental Services Visits	541,574	0.2%
Dentists FTE	225.42	Dentist Visits	360,515	0.1%
Dental Hygienists FTE	181.36	Dental Hygienist Visits	181,059	0.3%
Mental Health (MH) Services FTE	491.26	MH Services Visits	422,057	27.2%
SUD Services FTE	49.3	SUD Services Visits	31,501	21.6%
Vision Services FTE	11.92	Vision Services Visits	15,264	0.4%
Enabling Services FTE	1,182.18	Enabling Services Visits	317,896	11.7%
Pharmacy FTE	404.22			
Quality Improvement FTE	141.61			
Facility / Non-Clinical Support FTE	3,627.35			

### REGION VIII MEDICAL/DENTAL PRODUCTIVITY (VISITS/FTE)

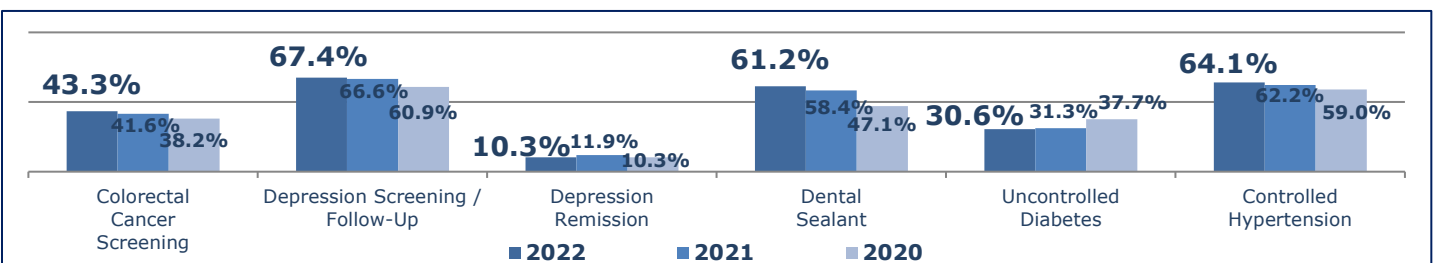
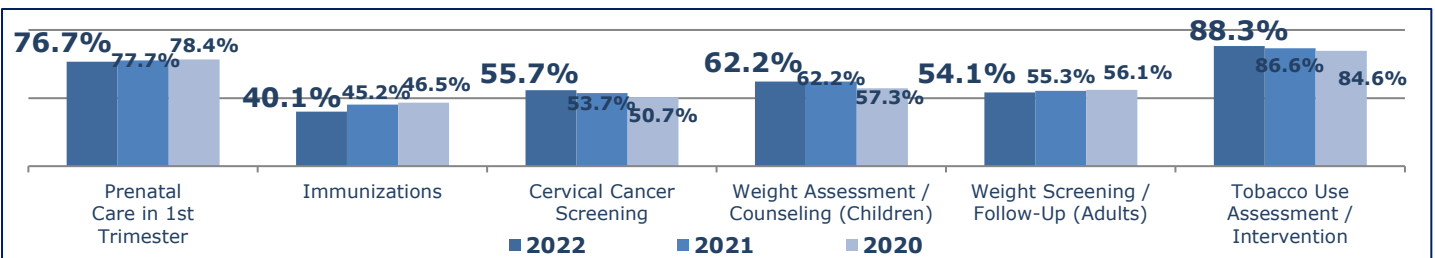


### REGION VIII FINANCIAL PERFORMANCE AND RELATED FACTORS



### REGION VIII PERFORMANCE ON SELECTED CLINICAL PERFORMANCE MEASURES

Percentage of appropriate patients with/receiving the following:



\*Includes clinic and virtual visits. \*\*Total accrued cost excluding donations. Accrued cost ^after or ^^before allocation of facility and non-clinical support services; Medical cost excludes Lab and X-ray. Health Resources and Services Administration. 2022 Health Center Data. Available from URL: <https://data.hrsa.gov/tools/data-reporting/program-data> [accessed 8/7/23]. For more Region VIII UDS information, visit <http://championline.org/tools-products/publications-electronic-media/champs-publications#UDSsummary>.

This resource was supported by the Health Resources and Services Administration (HRSA) of the U.S. Department of Health and Human Services (HHS) as part of an award totaling \$720,000 with 26% financed with non-governmental sources. The contents are those of the author(s) and do not necessarily represent the official views of, nor an endorsement, by HRSA, HHS, or the U.S. Government. For more information, please visit [HRSA.gov](https://www.hrsa.gov).